

Owner Manual

1. Software Overview

1.1 Overview

Is a mobile APP to control LED strip by both Apple and Android phones. The traditional control ways like infrared, 433MHz, 2.4GHz and others old wired ways will be replaced by mobile phone control way with convenient, powerful and scalable features.

Through this mobile APP , you can not only control the color, brightness and color temperature of the LED strips but also set up all kinds of fancy flash mode ; Also this APP can change the light of the LED strip according to the rhythm of the music. This APP can set and control several LED strips through Bluetooth and the operation is very simple, easy to learn and easy to use.

1.2 Features

- Adjust color LED strips with 60,000 colors to change color and brightness and adjust monochrome LED strips to change brightness and color temperature
- Play music or turn on a sound playback device, you can let the light change the color and brightness with the rhythm of music, the music rhythm beautiful
- Inside multiple setting mode for color change and control LED strips without mobile
- Long distance control with omni-directional antenna, and many-to-many group control mode
- Once the connection is successful, connect automatically next time

1.3 Performance

Is easy for use as well as great compatible for all kinds of smart phones; After the actual test of hundreds of mobile phones verification, the compatibility is above 95% of mobile phones in the market. APP is small and convenient, it consumes less system resources, so the requirements of the mobile configuration are low. Control delay is small, the operation feel good, light control is smooth with people's visual sense.

2. Operating Environment

This APP program requires phones of system above Android 4.3 and iOS 8.0. Mobile phone configuration is not limited.

3. Instructions

Note: Android version and iOS version download and use the same method, here in the Android version as an example.

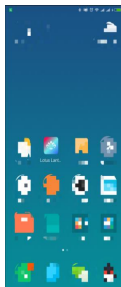
3.1 APP Download

Scan the QR code

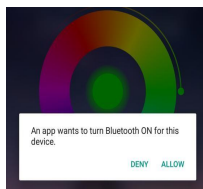
iOS and Android systems can download APP by scanning the QR code. Open the browser or other tools with "Scan QR code" function, scan the QR code as below:

3.2 App Operation

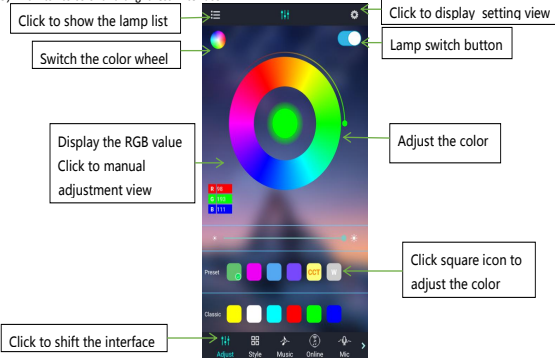
(1) Click on the APP icon, enter the APP page:



(2) After entering the APP interface, if Bluetooth is not enabled, "an application wants to enable the Bluetooth function of this device." Click [Allow]



(3) switch to color and brightness interface:



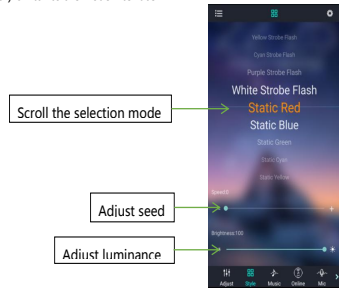
(4) click to show the lamp list, view lamp list:



(5) Click to RGB manual adjustment view:



(6) switch to the mode interface:

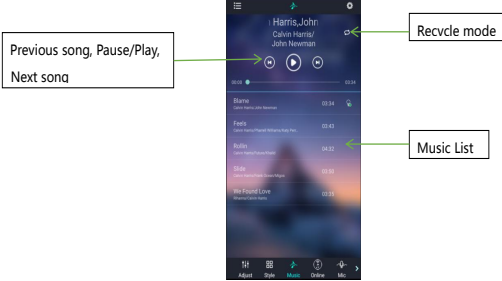


Scroll the selection mode

Adjust seed

Adjust luminance

(7) switch to the music rhythm interface:




Previous song, Pause/Play, Next song

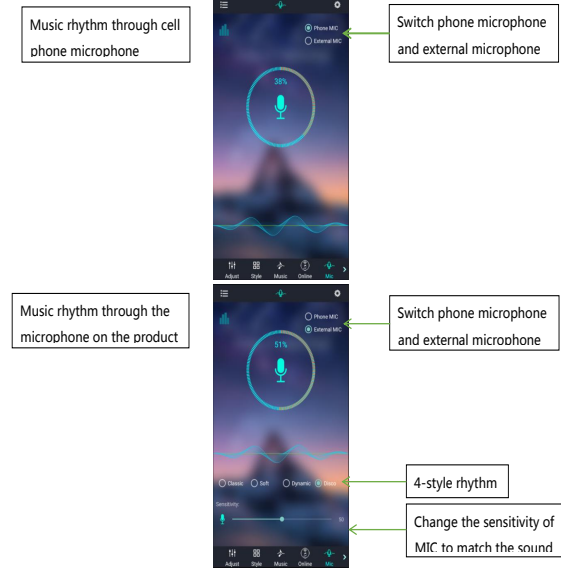
Recycle mode

Music List

(8) Switch to the online music interface:



(9) Switch to the microphone rhythm interface:



Music rhythm through cell phone microphone

Switch phone microphone and external microphone

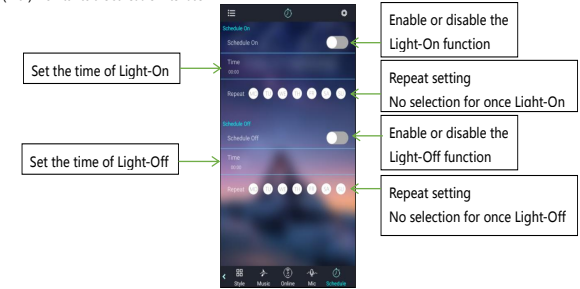
Music rhythm through the microphone on the product

Switch phone microphone and external microphone

4-style rhythm

Change the sensitivity of MIC. to match the sound

(10) Switch to the schedule interface:



Set the time of Light-On

Set the time of Light-Off

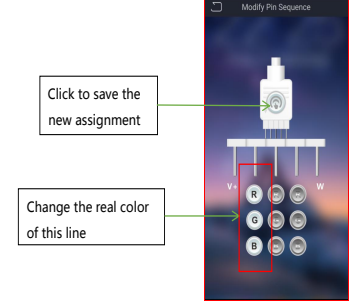
Enable or disable the Light-On function

Repeat setting
No selection for once Light-On

Enable or disable the Light-Off function

Repeat setting
No selection for once Light-Off

(11) Switch to the modify pin sequence interface:



Click to save the new assignment

Change the real color of this line