

尺寸:A5 (展开尺寸: 296*210mm 对折尺寸: 148*210mm)

材质:128g铜版纸+正反面1C+对折

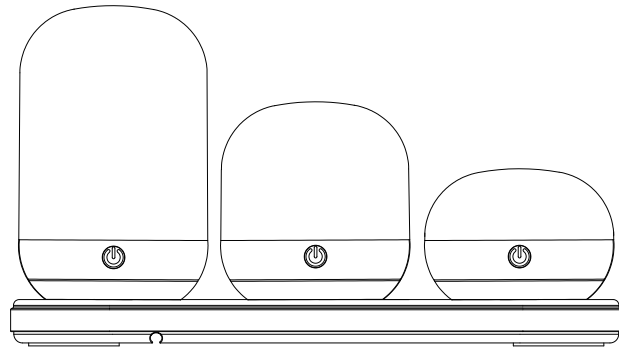
封面封底背面留白



User Manual

Night Light With Charging Station

Model: HL-CT6503CR



For tutorial videos, customer service, extended 12-month warranty, and more information, please visit:

<https://www.sunmory.com>

Or scan the QR code below:



Please scan the QR code beside:



Distributor: Shenzhen Yioumai Technology Co.,Ltd.

Address: 2/F,BLDG.9,Fu'an Phase II Gongyecheng NUM. EXT.Xintian Community, Fuhai ST. Bao'an DisT., Shenzhen,GuangDong Pr. China

Manufacturer: HUERICH PHOTO-ELECTRONIC TECHNOLOGY CO., LTD

Address : 3F, Block B, Building 10, Changli Intelligent Technology Park, Maozhushan Road#180, Changping Town, Dongguan City, Guangdong Province



Made in China



@sunmory_official



@Sunmory



@Sunmory Home

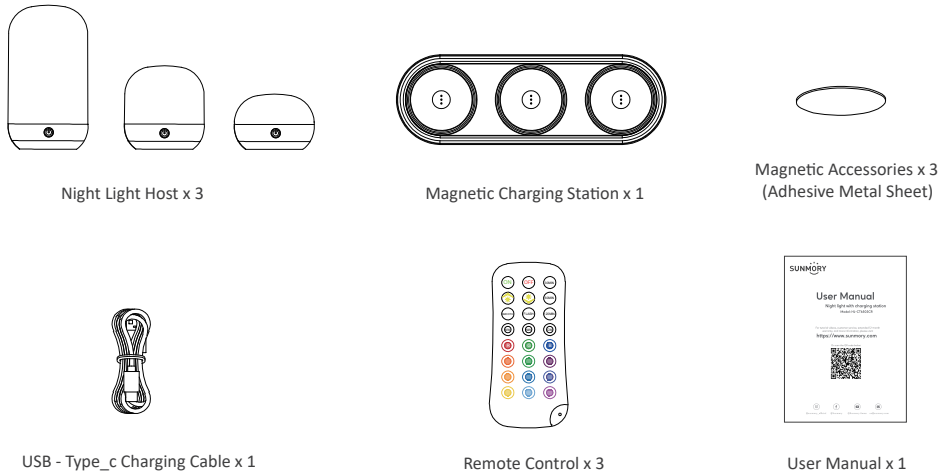


us@sunmory.com

Specifications

Material	PC+ABS	Usage time	6.5H (brightest light modes)
Power	3W Max	Control	Remote Control + Button
Charging Method	Charging Cable/ Charging Station	Remote distance	20FT at Max
Voltage	DC 5V	CCT	Warm White/Nature White/Cold White
Current	1A at Max for Night Light 3A at Max for Charging Station	Brightness	320lm
Charging time	3.3H(5V/1A to a night light)	CRI	80+
RGB Color Mixing	12 Types	Mode	Rhythm/CCT/RGB

Packing List



Button Control

⏻ Short Press:

Short press for the first time to turn on the light.

Then short press to select a different light mode: Cold White - Warm White - Nature White - Red - Green- Blue- Orange - Dark Cyan - Blue Violet - Yellow - Light Cyan - Fuchsia - Yellow Green - Sky Blue - Haze Red - Gradient - Color Changing.

⏻ Long Press:

Long press for one second to turn off the light.

Remote Control

ON/OFF: Press to turn on/off the light.

30/60/120Mins Timer: Press once and the light flashes to indicate the successful opening of the timer, and the light will go out automatically after 30/60/120 minutes.

Brightness+/Brightness- : In pure color modes, short press to increase or decrease the brightness by 10%, 10 levels of dimming 10%-100%. In rhythm modes, short press to adjust the speed of color changing.

Rhythm Modes:

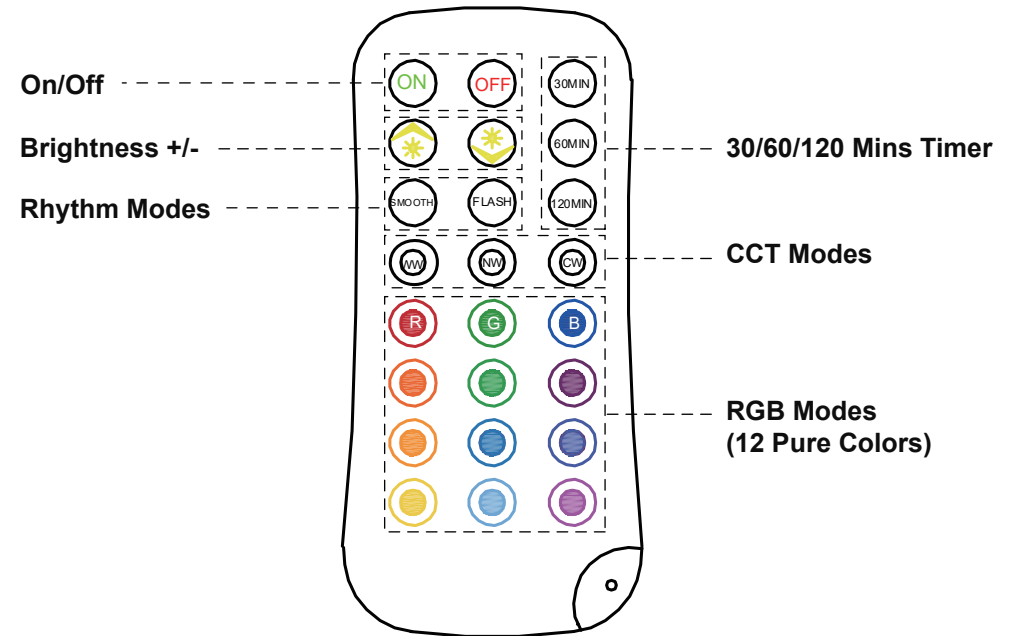
SMOOTH: the color of the light will change gradually.

FLASH: the color of the light jumps to a different color.

CCT Modes:

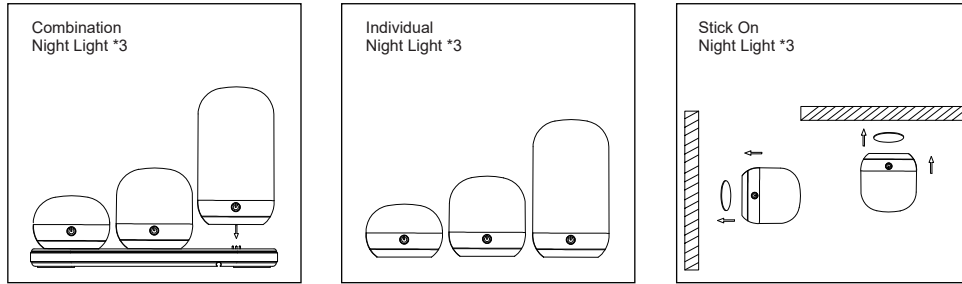
WW: Warm White / NW: Nature White / CW: Cold White.

RGB Modes: 12 colors.



NOTE: Please remove the insulation film at the end before using the remote control.

3 Usages & Installation Instructions



How to use as stick on night light

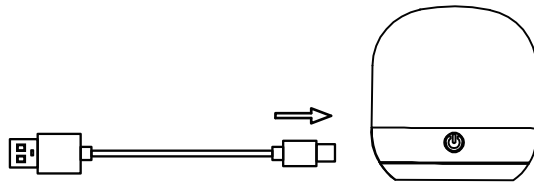
1. Stick the adhesive side of the magnet guide sheet on the position where it needs to be fixed.
2. The magnetic part of the bottom of the rechargeable lamp body can be fixed by corresponding to the magnet attracting piece.
3. The magnetic part on the bottom of the rechargeable lamp body can be fixed on any iron object.

How To Charge

How to use USB-Type_C Charging

1. Insert the TYPE-C port end of the charging cable into the TYPE-C port end of the charging lamp body.
2. Insert the USB-A port end of the charging cable into a 5V/Max 1A power supply.

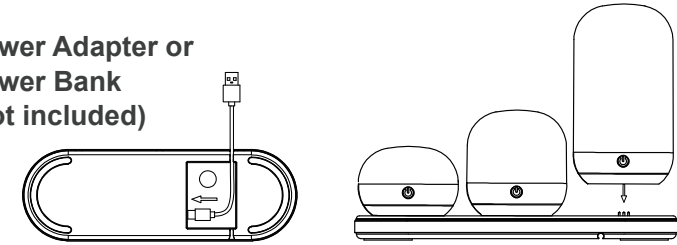
Power Adapter or
Power Bank
(not included)



How to use Magnetic Charging Station

1. Insert the C port end of the charging cable into the bottom of the charging station.
2. Snap the charging cable into the curved slot in the station.
3. Insert the USB-A port end of the charging cable into the 5V/Max 3A output power supply.
4. Put the lights on the charging station to charge.

Power Adapter or
Power Bank
(not included)



Notices

1. During the charging process, the inside of the night light is in working condition, please do not touch it to avoid accidents.
2. Please do not put the night light in high temperature, humidity, flammable and explosive environment to avoid accidents.
3. Do not put the night light into water to avoid short circuit.
4. Avoid placing it in direct sunlight or high temperature for a long time, so as not to affect the service life.
5. Please use a soft cloth to clean the surface, avoid using corrosive cleaners.

Warranty and Our Mission

"Light the world, Warm your heart" is the goal we have been pursuing. We would like to provide you with the best lamps and services. We offer a 12-month warranty for you. If you have any questions or suggestions, please contact us (E-mail: us@sunmory.com) soon, and we will do our best to solve the problem and improve ourselves. We hope you enjoy the lamp and our service.