

## NOTICE

- \* Please make sure that you have all parts indicated and they are in good condition before you begin assembly of this item. Refer to part list and hardware list below for guidance.
- \* This item should be assembled on a soft surface to prevent scratching the finish during assembly.
- \* This item may require periodic tightening.
- \* If you are having difficulty, our friendly Customer Care team is always here to help. Please email [customersupport@safavieh.com](mailto:customersupport@safavieh.com)

## PREPARATION

- \* Before beginning assembly of product, make sure all parts are present. Compare parts with part contents list and hardware contents list.
- \* If any part is missing or damaged, do not attempt to assemble the product.
- \* Estimated Assembly Time: **10 minutes**.
- \* Tools Required for Assembly (included): **Allen Key**

## CARE AND MAINTENANCE

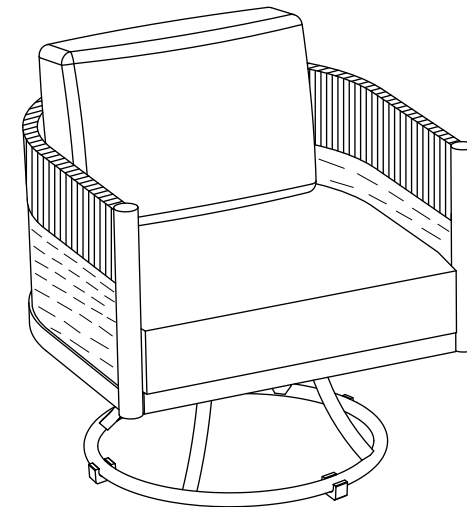
Store outdoor furniture indoors or cover well when not in use. Remove wooden furniture from standing water. Dust regularly with small brush or vacuum. Spills should be taken care of immediately before they harden or stain with a slightly dampened sponge. Do not use bleach solutions

 **SAFAVIEH**  
O U T D O O R








Model# PAT7743

Product Dimensions

27.56"W x 28.35"D x 26.38"H (Swivel Chair)



## Part List and Hardware List

PIECE	DESCRIPTION	PICTURE	QUANTITY
A	Seat Chair Frame		1X
B	Leg Chair Frame		1X
CSH1	Back Cushion		1X
CSH2	Seat Cushion		1X
HW1	Allen Bolt: M6 x 0.5 x 20 mm		4X
HW2	Flat Washer: M6 x 1 mm		4X
HW3	Allen Key		1X



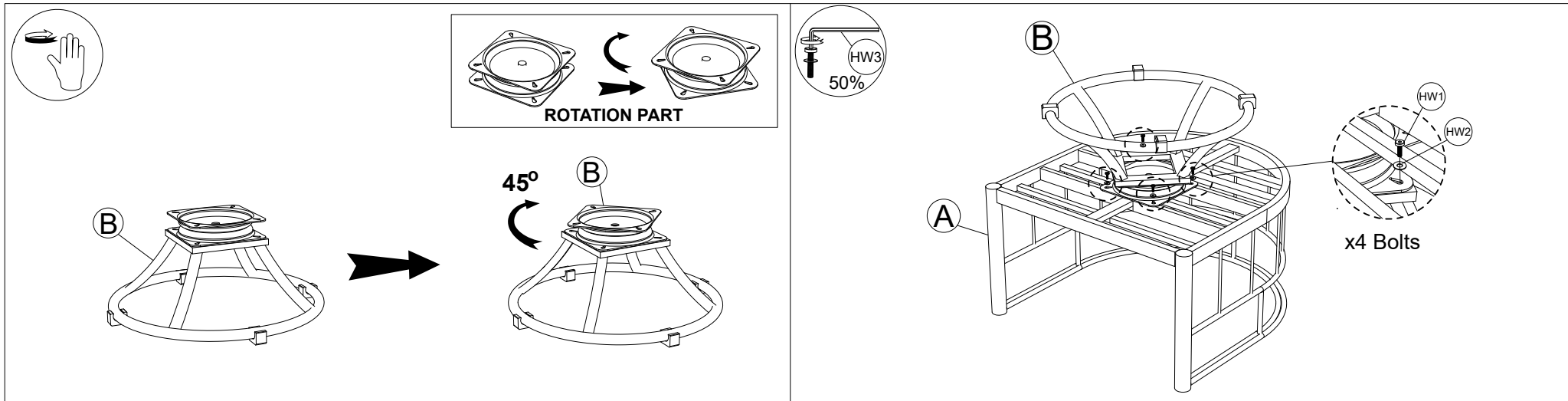
Weight Capacity : 352 lbs (Chair)

Warning : Do not stand on Chair

Warning : Do not over torque bolts/screws


## PREPARATION

- \* Before beginning assembly of product, make sure all parts are present. Compare parts with part contents list and hardware contents list.
- \* If any part is missing or damaged, do not attempt to assemble the product.
- \* Estimated Assembly Time: **10 minutes.**
- \* Tools Required for Assembly (included): **Allen Key**
- \* If you are having difficulty, our friendly Customer Care team is always here to help. Please email [customersupport@safavieh.com](mailto:customersupport@safavieh.com)



**STEP 1:** Swivel the Rotation part on Chair Leg (B).

**STEP 2:** Connect the part from step 1 & Seat Chair Frame (A), tighten Bolt (HW1), Flat Washer (HW2) with Allen Key (HW3).



**STEP 3:** Firmly tighten all the Bolts with Allen Key (HW3). Put Cushion (CSH1) & (CSH2) on Chair to finish.

Finish Chair.