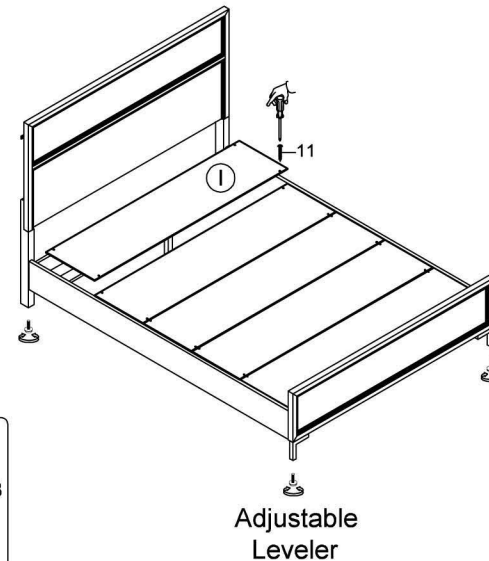
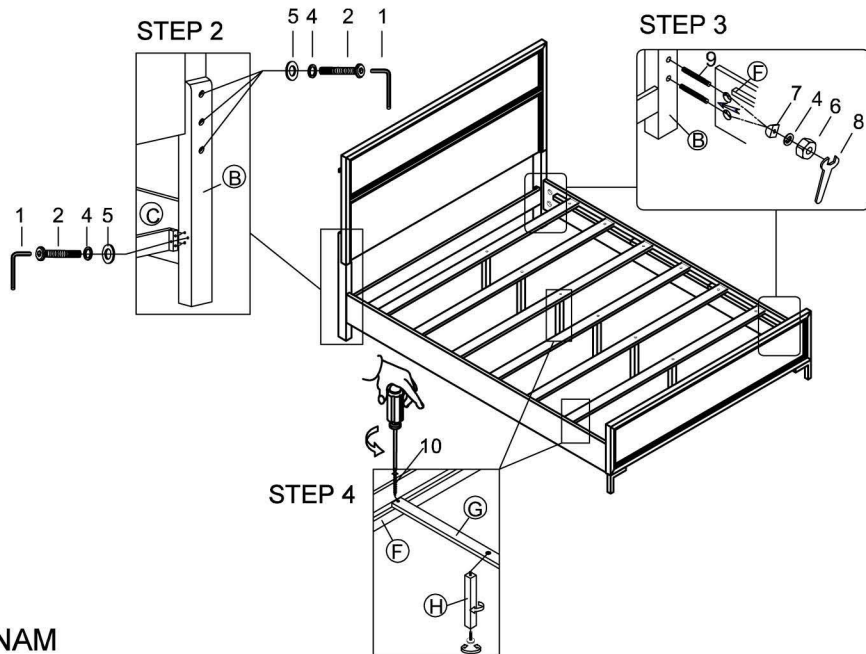
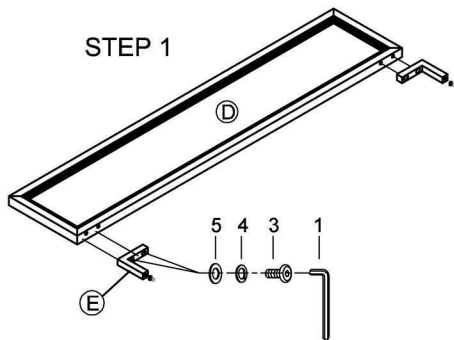


ASSEMBLY INSTRUCTION

QUEEN BED

Thank you for purchasing this quality product. Be sure to check all packing material carefully for small parts which may have come loose inside the carton during shipment. Identify and count all parts and compare with the parts list below.



NO	PICTURE	PARTS LIST	Q.TY
(A)		HEADBOARD	1
(B)		HEADBOARD POST (L+R)	2
(C)		HEADBOARD SLAT	1
(D)		FOOTBOARD	1
(E)		METAL FEET	2
(F)		SIDE RAIL	2
(G)		SUPPORT SLATS	6
(H)		POST	6
(I)		COVER BOARD	5

NO	PICTURE	HARDWARE LIST	DESCRIPTION	Q.TY
①		ALLEN KEY	Ø5/16"	1
②		BOLT	Ø5/16"*1-3/4"	8
③		BOLT	Ø5/16"*3/4"	4
④		LOCK WASHER	Ø5/16"	12
⑤		FLAT WASHER	Ø5/16"*19mm	12
⑥		NUT	Ø5/16"	8
⑦		WASHER	Ø5/16"	8
⑧		WRENCH	Ø5/16"	1
⑨		BOLT	Ø5/16"*3"	8
⑩		SCREW	#8*1-1/4"	12
⑪		SCREW	#7*3/4"	20

MADE IN VIETNAM