





ASSEMBLY INSTRUCTIONS & PARTS IDENTIFICATION

THREE DOOR GEOMETRIC ACCENT CABINET

Thank you for purchasing this quality product. Be sure to check all packing material carefully for small parts that may have come loose inside the carton during shipment

Parts key					Hardware kit			
No	Qty	Description	No	Qty	Description	No	Description	Qty
1	1 pcs	Left Side Facing Door	7	1 pcs	Large Shelf	A	 Flat washer	10 Pcs
2	1 pcs	Center Door	8	1 pcs	Small Shelf	B	 Lock washer	10 Pcs
3	1 pcs	Right Side Facing Door	9	2 pcs	Leg Assembly	C	 Bolt 8 x 20 MM	10 Pcs
4	6 pcs	Door Hinge	10	1 pcs	Center Leg	D	 Key wrench	1 Pcs
5	3 sets	Door Knob w/Screws	11	5 pcs	Floor Leveler			
6	3 sets	Door Catch	12	2 set	Anti-Tip Kit			

PLEASE NOTE:

To help prevent the possibility of tip-over, install the ANTI-TIP over restraint provided

