



Wrap the filter material with filter cotton.


首先我们先用过滤棉把滤材包一下





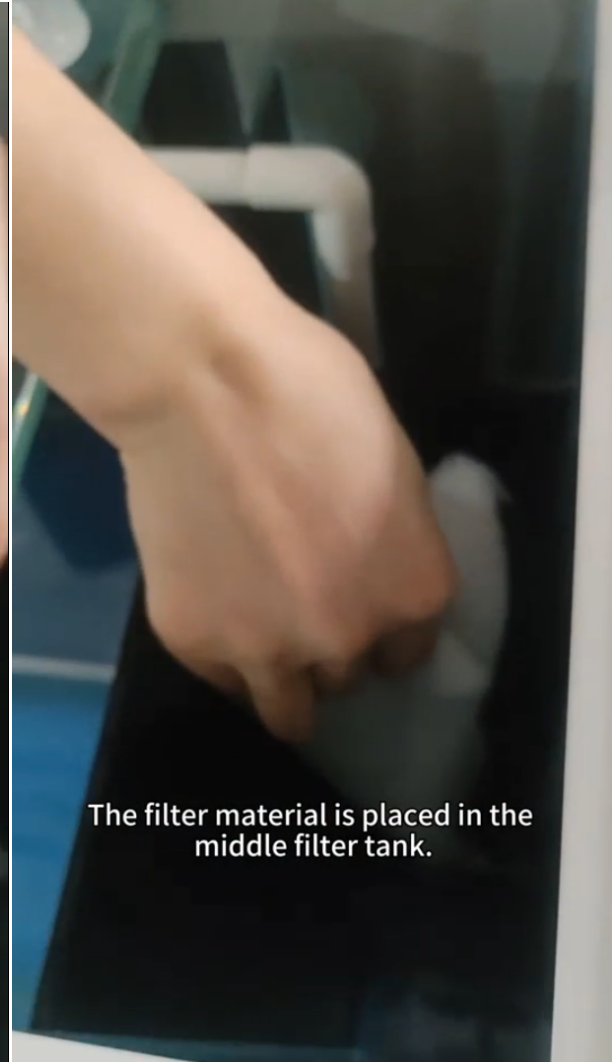
Then put the wrapped filter material into the filter tank.

再把包好的滤材放入过滤槽

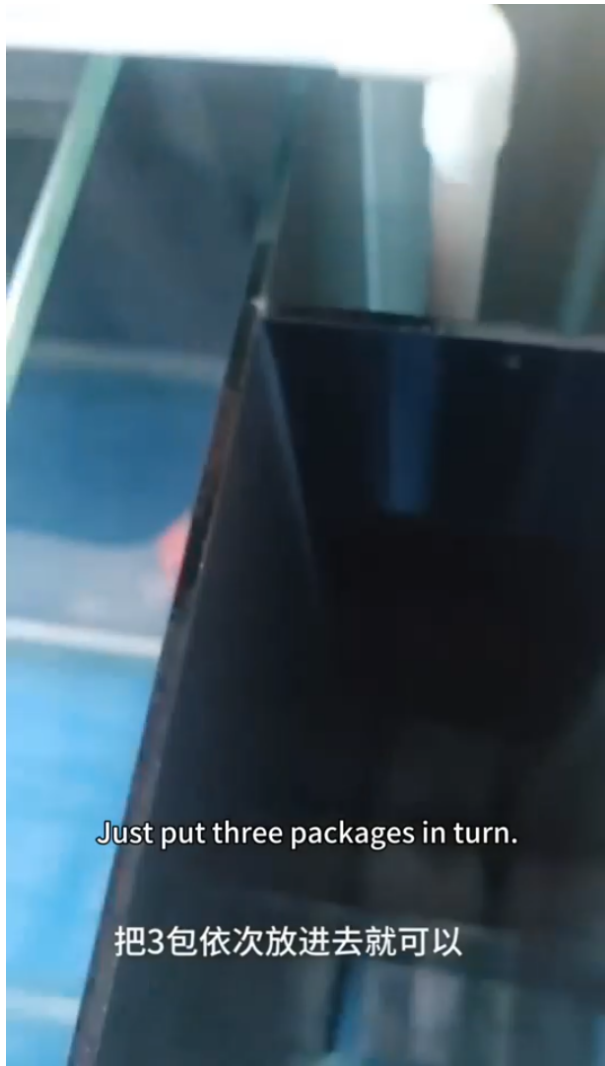


Take a look.

来看一下，滤材放在中间一格过滤槽



The filter material is placed in the middle filter tank.



Just put three packages in turn.

把3包依次放进去就可以



Then connect the water pump

然后在连接水泵



Take out the pump.

把水泵拿出来



There are three connectors inside.

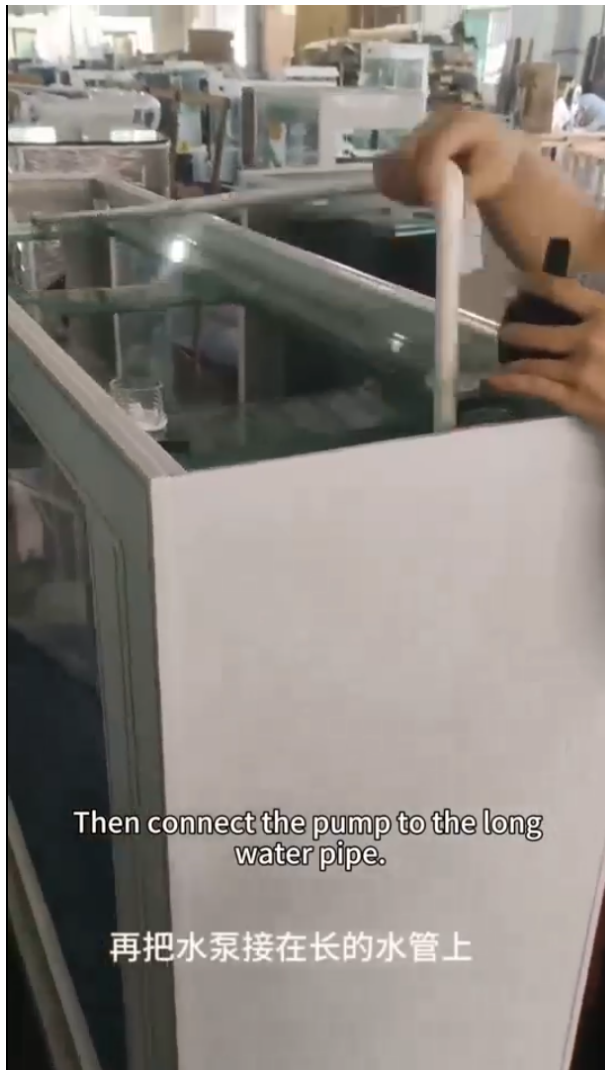
里面有3个连接头



We just pick the head of the number and connect it.

我们选中号的头接上就可以





Then connect the pump to the long water pipe.

再把水泵接在长的水管上



Put it in the highest glass box in the filter tank

放进最高玻璃这一格的过滤槽中



Good water pump, we will install it.

好，水泵我们就装好了




Put one end of the trachea Connected to the air pump

把气管的一头接在气泵上



The other end is connected with a blue bubble bar.

气管另一头接蓝色的气泡条



Connect it and put it in a fish tank.

接好后把气泡条放入鱼缸中

The air pump is placed on the fish tank lacing.

气泵放在鱼缸拉筋上，不要碰水就可以了



Don't touch the water

我们再把灯管拿出来



Install lamp tube




There are two suction cups in the tube. Take it out together

注意灯管里面有2个吸盘



Stuck on the lamp tube

也一起拿出来，把它卡在灯管上




Suck the lamp on the fish tank.

我们再把灯管吸在鱼缸拉筋上



Finally, install the post

最后，我们把吧台柱装一下



Tighten the bar posts in turn.

依次把吧台柱拧紧



Just put the glass on it.

拧好后，把吧台玻璃放上去就完成了





**END**