








# Installation

To avoid scratches and swallowing parts, please do not install by children!

Hardware List			Hardware List		
	Sofa base	1		backrest	2
	Back cushion	2		Seat cushion	1
	Legs	4		bolt	4



Stick the black cloth tightly along the nylon buckle around the sofa and attach the legs



Secure the legs of the sofa.

Insert the latch into the backrest, and then insert the backrest into the base



Place the seat cushion and back cushion in position. Assembly is complete