
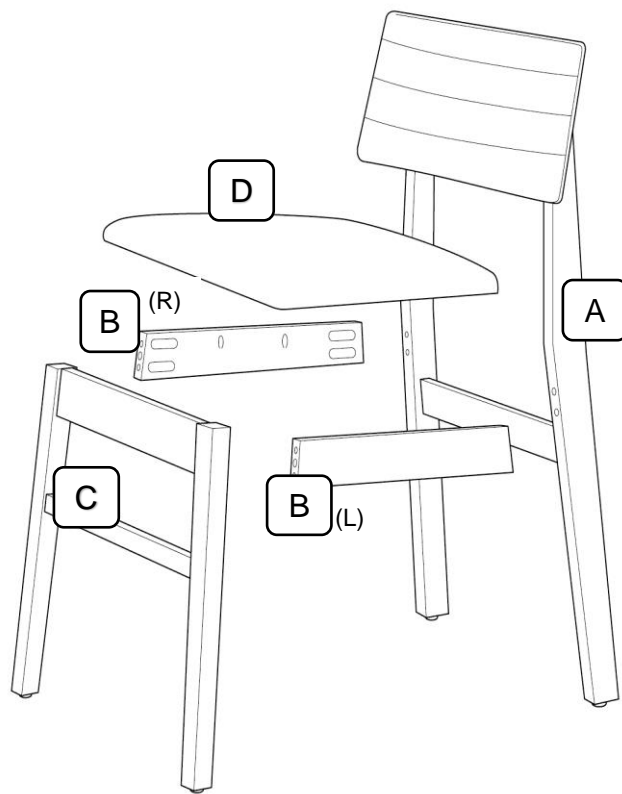


# ASSEMBLY INSTRUCTION (Instructions de montage)



NOTE: 50% TIGHTEN BEFORE FIXING ALL BOLTS  
(REMARQUE : SERRER 50% AVANT DE FIXER TOUS LES BOULONS)



### Notice:

1 50% Tighten before fixing all screws, Allen wrench is recommended instead of an electric drill.

2 Place the item on a flat ground to adjust and make sure it remains  
3 stable.


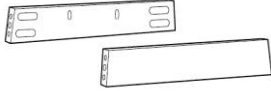
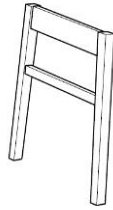

4 Tighten up all screws with tools gradually.

If the screws are not aligned with holes during assembly, please loosen  
5 all the other screws to 50% and continue the assembly process.

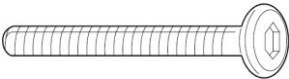





If the item is not stable, please loosen all the screws, adjust it on a flat  
6 ground and tighten up all screws again.

Note : If one or some screws are fully tightened during assembly, chances are the others will not be aligned with holes. In addition, all the holes are designed to be relatively larger to provide more space for the adjustment of the screws.

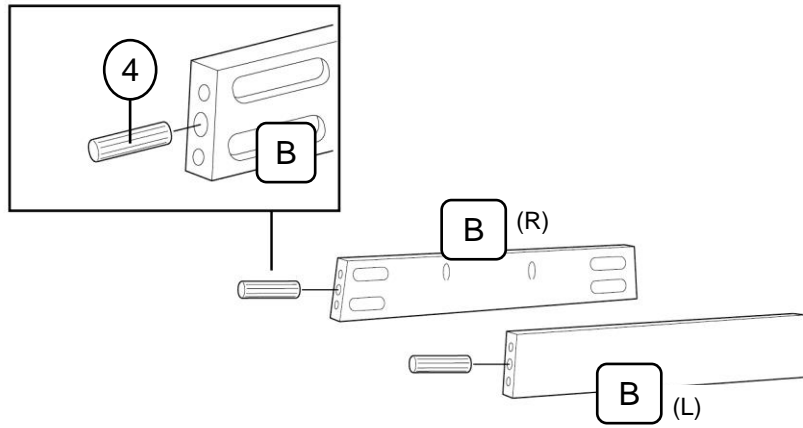
## PART LIST (LISTE DES PIÈCES) FOR 4 PCS CHAIRS


<b>A</b>  Backrest (4PCS) (Dossier chaise)	<b>B</b>  Side Rail (8PCS) (4 PCS RIGHT + 4 PCS LEFT) (Rail latéral)	<b>C</b>  Front Leg (4PCS) (Pied avant chaise)
<b>D</b>  Cushion (4PCS) (Coussin)		

## HARDWARE LIST (LISTE DU MATÉRIEL) FOR 4 PCS CHAIRS

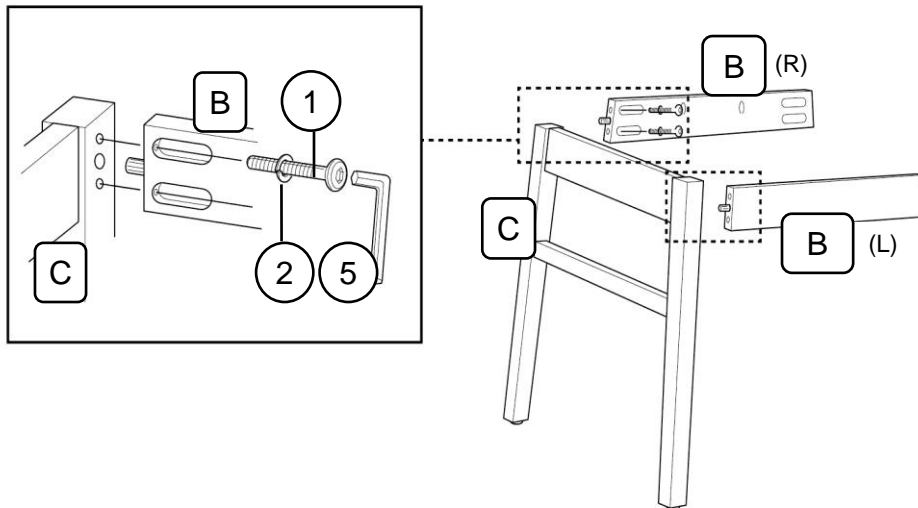
<b>1</b>  Bolt 1/4" x 50mm (32+1PCS) (Boulon)	<b>2</b>  Spring Washer M6 (32+1PCS) (Rondelle Élastique)	<b>3</b>  Screw 1/8" x 32mm (24+1PCS) (Vis Bois Anti)
<b>4</b>  Wood Dowel M8 x 30mm (8+1PCS) (Cheville en bois)	<b>5</b>  Allen Key 4mm (1PC) (Clé Allen)	<b>6</b>  CSK Allen Key 4mm (1PC) (Clé Allen CSK)



# STEP 1




4		Wood Dowel (Cheville en bois)	2pcs
---	---	-------------------------------	------

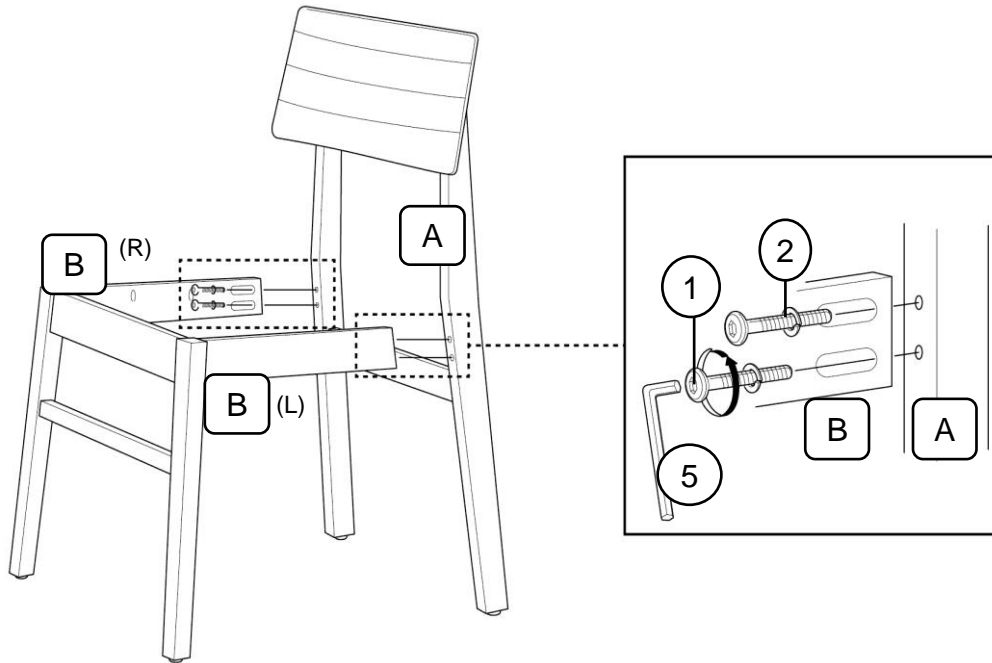
# STEP 2






1		Bolt 1/4" x 50mm (Boulon)	4pcs
2		Spring Washer M6 (Rondelle Plate)	4pcs

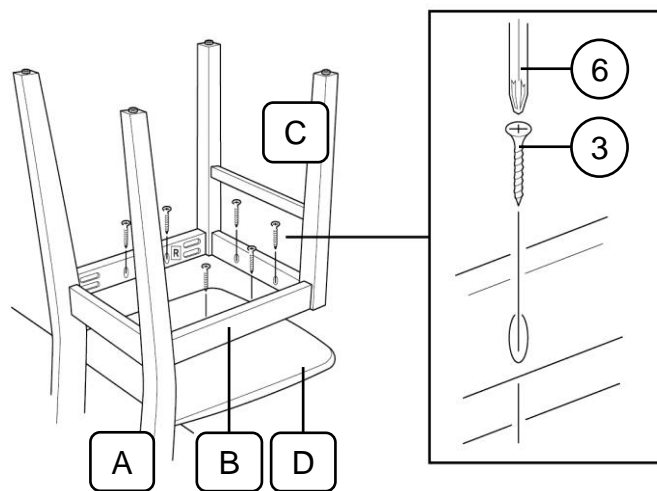
5		Allen Key 4mm (Clé Allen)	1pc
---	---	---------------------------	-----



## STEP 3



1		Bolt 1/4" x 50mm (Boulon)	4pcs
2		Spring Washer M6 (Rondelle Plate)	4pcs
5		Allen Key 4mm (Clé Allen)	1pc

## STEP 4



3		Screw 1/8" x 32mm (Vis Bois Anti)	6pcs
6		CSK Allen Key 4mm (Clé Allen CSK)	1pc