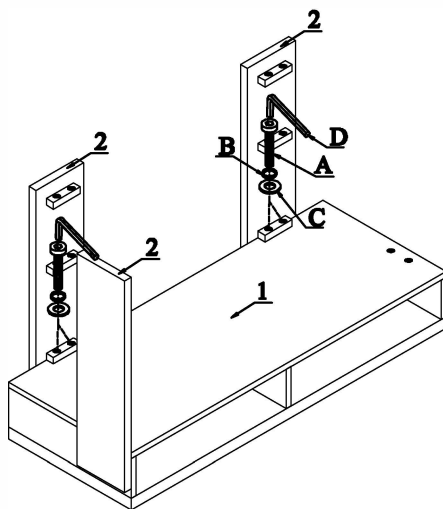


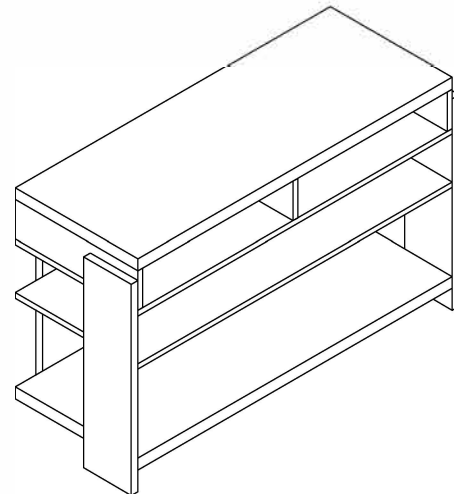
ASSEMBLY INSTRUCTIONS

Thank you for purchasing this quality product. Be sure to check all packing material carefully for small parts that may have come loose inside the carton during shipment, clarify and count all parts and compare with the parts list below. Do not completely tighten until the item has been fully assembled.

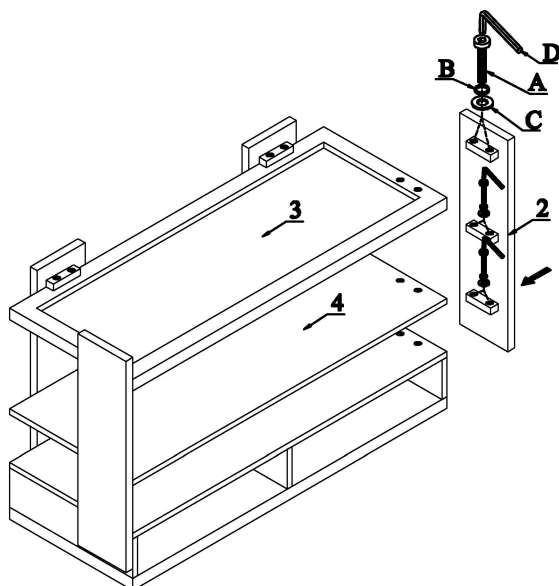
STEP 1



COMPLETE



STEP 2



HARDWARE LIST				
No.	Description	Sketch	Size	Quantity
A	Allen Bolt		Ø1/4"×1-1/4"	24 pcs
B	Spring Washer		Ø1/4"	24 pcs
C	Flar Washer		Ø1/4"	24 pcs
D	Allen Key		M4	1 pc

PARTS LIST			
No.	Description	Sketch	Quantity
1	Top panel		1 pc
2	Legs		4 pcs
3	Bottom panel		1 pc
4	Shelf		1 pc

Cleaning instruction: Clean the table surface with a furniture polish and a soft cloth