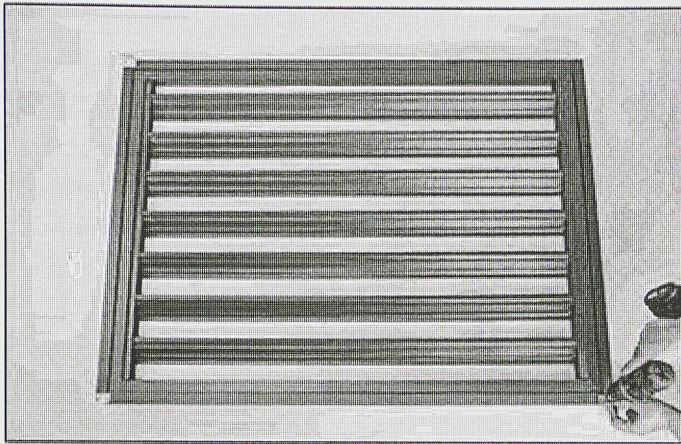



Simple Installation

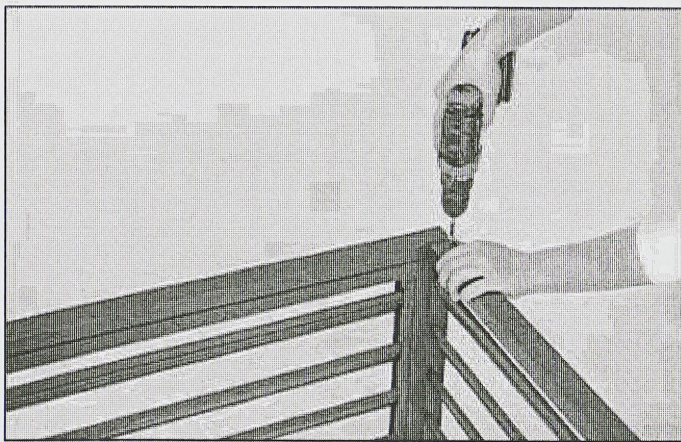
Easy Operation




1. Install aluminum corners on the front louvered panels corners.



2. Fix one louvered panel to the aluminum corners.




3. Reinforce the louvered panels with self-tapping screws.



4. Install the aluminum corners to the louvered panel corners.



5. Install the other louvered panel.



6. The finished result.