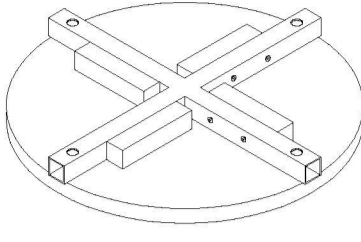
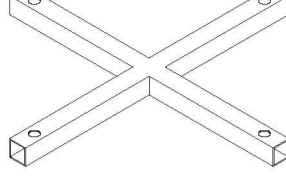
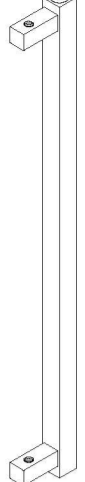
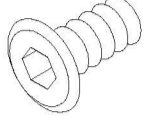
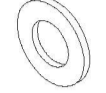



AX1 		BX1 		CX4 	
H1X8 	H2X8 	T1X1 	EXTRA HARDWARE D-2 PCS E-2 PCS		

- Note:
1. Please do not tight any bolt unless all bolts are fixed at their respective places.
 2. After fixing the bolts tighten them simultaneously.
 3. Matching Parts Bolt (example AtoA)
 4. Two person assembly required.

1

