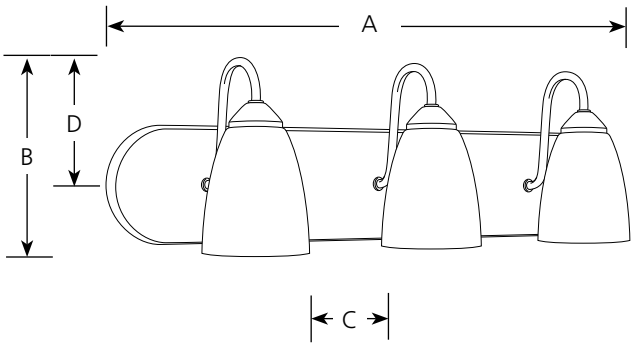
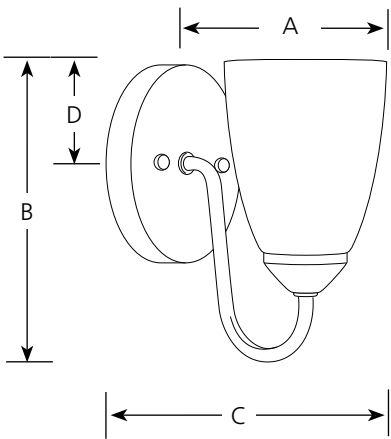


Type \_\_\_\_\_

Catalog No.	Finish			Lamping	Dimensions (Inches)			
	Brushed Nickel	Polished Chrome	Antique Bronze		A	B	C	D
				1 (m) 100w	5	7-1/2	6-1/2	2-5/8
				2 (m) 100w	12	7-1/2	6-1/2	2-1/2
				3 (m) 100w	24	7-1/2	6-1/2	2-1/2
				4 (m) 100w	30	7-1/2	6-1/2	2-1/2
				5 (m) 100w	36	7-1/2	6-1/2	2-1/2
				6 (m) 100w	48	7-1/2	6-1/2	2-1/2



**Specifications:**

General

- Etched glass shade(s): 4" dia.
- Mounts in "up" or "down" position
- Plated Brushed Nickel or Polished Chrome finishes
- Painted Antique Bronze finish
- Threaded socket ring secures glass
- Steel construction
- Companion Bath and Vanity, Chandelier, Hall and Foyer, Pendant, Wall bracket, fixtures are available

Mounting

- Wall mount
- Back plate covers a standard 4" hexagonal recessed outlet box

- Back plate

Width	Height
5" dia.	
12"	4-9/16"
24"	4-9/16"
30"	4-9/16"
36"	4-9/16"
48"	4-9/16"

- Mounting strap for outlet box included

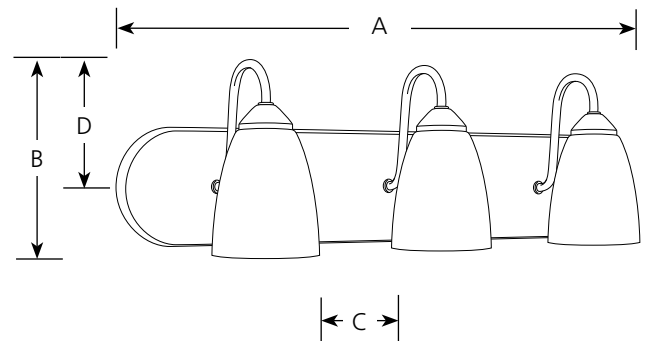
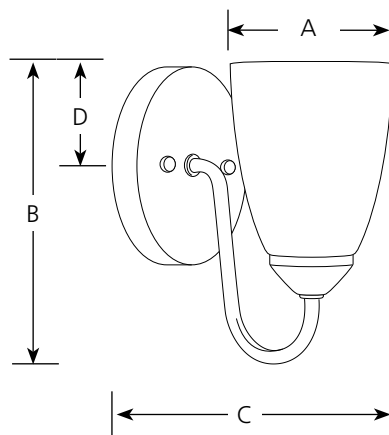
Electrical

- Medium base ceramic sockets
- Pre-wired

Labeling

- UL-CUL Damp location listed

Catalog No.	Finish		Lamping	Dimensions (Inches)			
	Brushed Nickel	Antique Bronze		A	B	C	D
			1 13w GU24	5	7-1/2	6-1/2	2-5/8
			2 13w GU24	12	7-1/2	6-1/2	2-1/2
			3 13w GU24	24	7-1/2	6-1/2	2-1/2
			4 13w GU24	30	7-1/2	6-1/2	2-1/2

**Specifications:**General

- Etched glass shade(s): 4" dia.
- Mounts in "up" or "down" position
- Plated Brushed Nickel finish
- Painted Antique Bronze finish
- GU24 self-ballasted lamp(s) included
- Steel construction
- Companion Bath and Vanity, Chandelier, Hall and Foyer, Pendant, Wall bracket, fixtures are available
- Energy Star Certified

Mounting

- Wall mount

- Back plate covers a standard 4" hexagonal recessed outlet box
- Back plate

Width	Height
5" dia.	
12"	4-9/16"
24"	4-9/16"
30"	4-9/16"

- Mounting strap for outlet box included

Electrical

- GU24 base socket(s)
- Pre-wired

Labeling

- cCSAus Damp location listed
- Title 24 compliant

