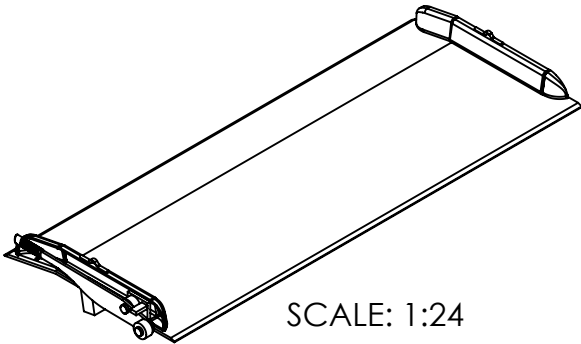
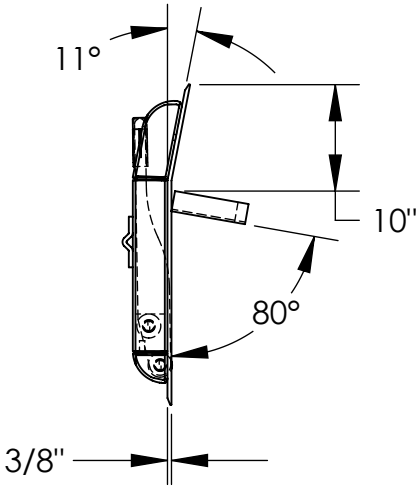
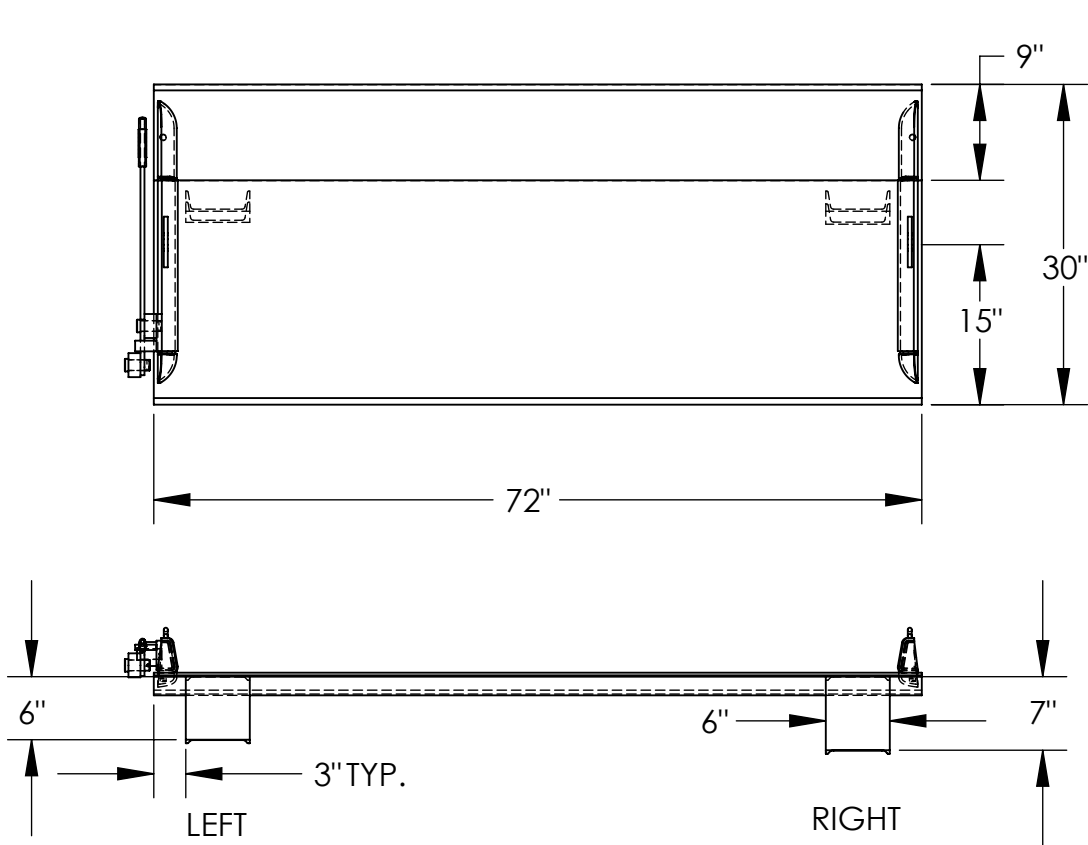


STEEL TRUCK DOCKBOARD - TS-15-7230

APPROX WEIGHT: 264.60 lbs.
DOES NOT INCLUDE WEIGHT OF POWER OR PACKAGING!!!

*** ANY ADDITIONS, DELETIONS, OR OMISSIONS MUST BE CORRECTED ON THIS DRAWING AS THIS DRAWING WILL BE CONSIDERED ALL INCLUSIVE ***
ALL GRAPHICS PROVIDED ARE FOR REFERENCE ONLY. IF CERTAIN DIMENSIONS ARE CRITICAL PLEASE VERIFY THOSE DIMENSIONS WITH YOUR SALESPERSON



STANDARD FEATURES

- MODEL NUMBER: TS-15-7230
- CAPACITY: 15,000 LBS
- OVERALL WIDTH: 72"
- OVERALL LENGTH: 30"
- DOCKPLATE THICKNESS: 3/8"
- LEVER LIFT IS STANDARD
- LOCKING LEGS ARE 6" WIDE
- RIGHT LEG LENGTH IS 7"
- LEFT LEG LENGTH IS 6"
- CROWN IS 11° & 9" FROM EDGE

*OPTIONAL SPECIAL FEATURES

- OPTIONAL 2 PINS (10-112-001) & 2 CHAINS (1/4" CHAIN, 1,200 LBS 36" LONG, W/HOOK)
- *AVAILABLE AT AN ADDITIONAL COST

SPECIAL FEATURES

NONE

APPROVAL	I, THE UNDERSIGNED, AGREE THAT THE PRODUCT AS REPRESENTED SATISFIES DESIGN AND DIMENSION REQUIREMENTS. I ALSO ACKNOWLEDGE MY DUTY TO CONFIRM PRODUCT AND INSTALLATION COMPLIANCE WITH ALL APPLICABLE FEDERAL, STATE AND LOCAL REGULATIONS AND STANDARDS.	
	ALL SPECIAL UNITS ARE NON-RETURNABLE	
	[] As drawn [] As marked	
	Signed: _____ Date: _____	
LEAD TIME WILL START UPON RECEIPT OF SIGNED APPROVAL DRAWING		

DISTRIBUTOR'S NAME:		P.O.#
VESTIL MANUFACTURING		X
W.O.#		X
DRAWN BY:	ADL	DATE: 12/21/05
REFERENCE:	X	SCALE: 1:18
QUOTED LEAD TIME:	X	QUOTE # X
SALES:		X
FILE NAME:		10-007-052