

# RETIFICATION ACTION FOR ELECTRIC FIREPLACE ERROR

## **E3 ERROR RETICFICATION**

# RETIFICATION ACTION FOR ELECTRIC FIREPLACE E3 ERROR

KINDLY FOLLOW THE FOLLOWING STEPS TO CHECK YOUR ELECTRIC FIREPLACE.

## Adjust Heater

This function will cycle through the different temperature levels 62-82°F (17-27°C) of the heater.

1. AS OUR HEATER TEMPERATURE ARE ALL PRESET BETWEEN 62-82°F (17-27°C) DO CHECK THE YOUR INDOOR ROOM TEMPERATURE WHEN SETTING UP YOUR NEW ELECTRIC FIRE PLACE.
  - EXAMPLE – WHEN YOUR NEW ELECTRIC FIRE IS TURN ON FOR THE FIRST TIME, FOR THE FIRST 3 MINUTES, IT WILL RUN WITHOUT THE PRESET TEMPERATURE SETTING.
  - AFTER 3 MINUTES IF THE INDOOR TEMPERATURE IS ABOVE THE PRESET TEMPERATURE 62-82°F, THE HEATER FUNCTION WILL BE TURN OFF.
  - IF THE ENVIRONMENT TEMPERATURE IS ABOVE 75°F (WITHOUT HEATING), IT IS VERY LIKELY THAT THE ELECTRIC FIRE PLACE WILL SHUT DOWN AFTER THE FIRST 3 MINUTES. REASON BEING THAT THE THERMOSTAT IN THE ELECTRIC FIREPLACE DETECTS THE ENVIROMENT TEMPERATURE TO BE ABOVE THE PRESET TEMPERATURE OF 82°F.

# RETIFICATION ACTION FOR ELECTRIC FIREPLACE E3 ERROR

WHEN E3 ERROR IS SHOWN ON THE DISPLAY. IT IS MAINLY DUE TO OVERHEATING AND THE THERMOSTAT WILL DISPLAY THE E3 ERROR.


KINDLY FOLLOW THE FOLLOWING STEPS TO CHECK YOUR ELECTRIC FIREPLACE.

WHEN A NEWLY PURCHASE ELECTRIC FIREPLACE IS USED AND IN DISPLAY THE E3 ERROR IT IS MAINLY DUE TO THE THERMOSTAT IS OUT OF POSITION. WE CAN RETICFY THE PROBLEM BY THE FOLLOWING.



## RETIFICATION ACTION FOR ELECTRIC FIREPLACE E3 ERROR


1. UNPLUG THE ELECTRIC FIREPLACE FROM THE ELECTRICAL OUTLET AND REMOVE THE ELECTRIC FIREPLACE FROM THE TV STAND. PLACE IN A CLEAN AND LEVEL SURFACE WITH STANDING UPRIGHT.
2. KINDLY CHECK THE POSITION OF THE THERMOSTAT. THE CORRECT POSITION OF THE THERMOSTAT SHOULD BE AT THE BACK OF THE INFLOW GRILL PROTRUDING OUT OF THE INFLOW GRILL.




## RETIFICATION ACTION FOR ELECTRIC FIREPLACE E3 ERROR

1. E3 ERROR OCCUR DUE TO THE THERMOSTAT POSITION IS SHIFTED FROM THE ORIGINAL POSITION DUE TO TRANSPORTATION. WHEN THE THERMOSTAT IS MOVE BACK TO THE **CORRECT POSITION (BACK OF THE INFLOW GRILL PROTUDING OUT)** THE E3 ERROR SHOULD NOT BE DISPLAY WHEN IN USE.

### **THERMOSTAT AT WRONG POSITION.**




### **THERMOSTAT AT CORRECT POSITION.**



## RETIFICATION ACTION FOR ELECTRIC FIREPLACE E3 ERROR

IF THE THERMOSTAT IS INSIDE THE INFLOW GRILL AS SHOWN BELOW, YOU CAN USE A HOOK AS SHOWN IN THE CENTRE PICTURE TO HOOK THE THERMOSTAT BACK IN POSITION.

**WRONGLY PLACE THERMOSTAT**



**METHOD TO ADJUST**



**CORRECTLY PLACE THERMOSTAT**

