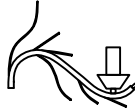










1. Take out all lamp fittings and wear gloves.
2. Assemble the lamp arm and lamp as shown.
3. Install the hanging board to the ceiling, and then reserve electricity for the main line of the lamp body and the ceiling. Connect the wires, install the ceiling tray and fix it.

instruction for installation

A		Elbow crystal lamp arm	6
B		Ø100 Denggu	1
C		Lamp body center column	1
D		There are 54 crystals in demand and 56 spare parts (2 spare parts).	
E		chain sling	1
F		American hanging bell	1
G		rings	1
H		Hanging board	1
J		Hanging plate screw	3