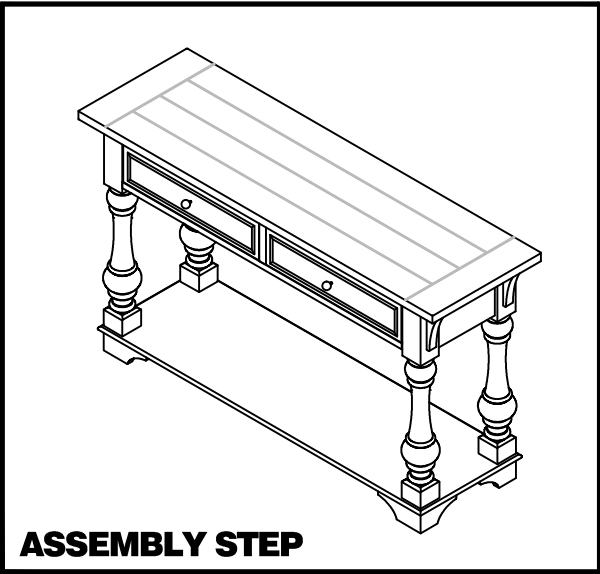






# ASSEMBLY INSTRUCTION

## DESCRIPTION Sofa Table


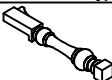
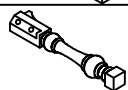
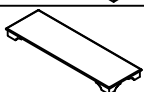
Thank you for purchasing this quality product. Be sure to check all packing material carefully for small parts which may have come loose inside the carton during shipment. Identify and count all parts and compare with the parts list below:



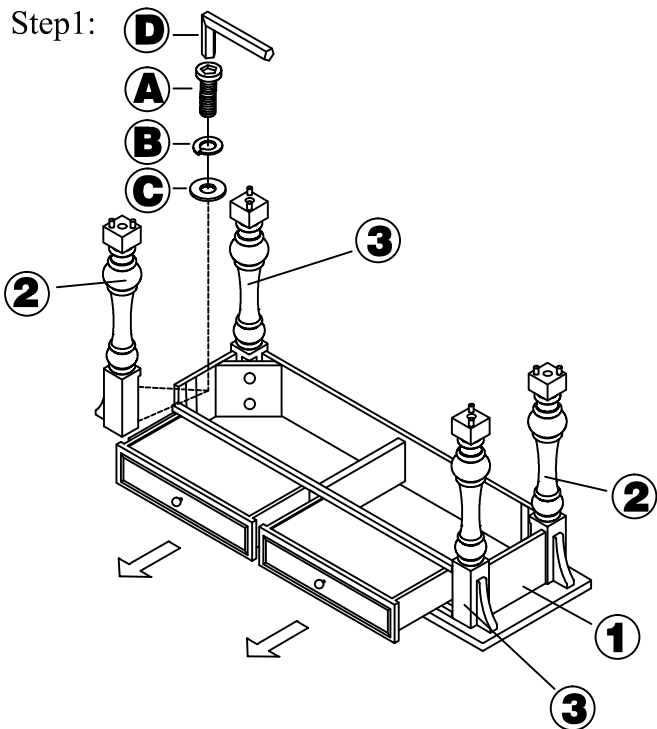
### HARDWARE LIST

NO.	SKETCH	HARDWARE	Q'TY
A		Bolt 1/4" x 1-3/4"	12 pcs
B		Spring Washer 1/4"	12 pcs
C		Flat Washer 1/4" x 16mm	12 pcs
D		Allen Key 4mm	1 pc

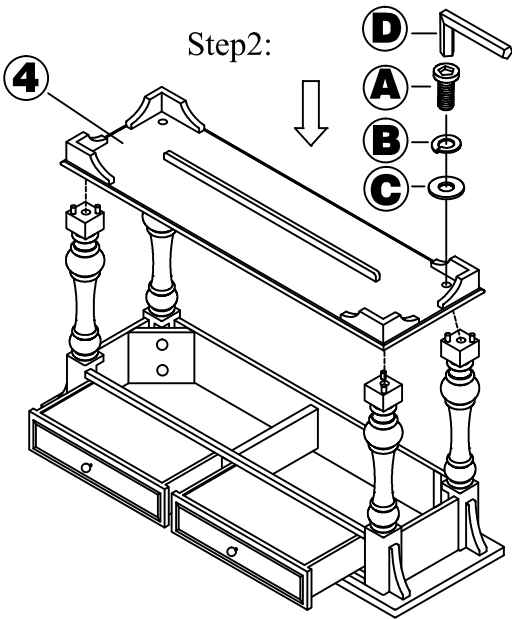
### PARTS LIST

NO.	SKETCH	PART	Q'TY
①		Top Box	1 pc
②		Leg 1	2 pcs
③		Leg 2	2 pcs
④		Bottom Panel	1 pc

Step1:



Step2:



**NOTE: DO NOT TIGHTEN ALL THE BOLTS UNTIL THEY ARE INSTALLED IN CORRESPONDING HOLES!**