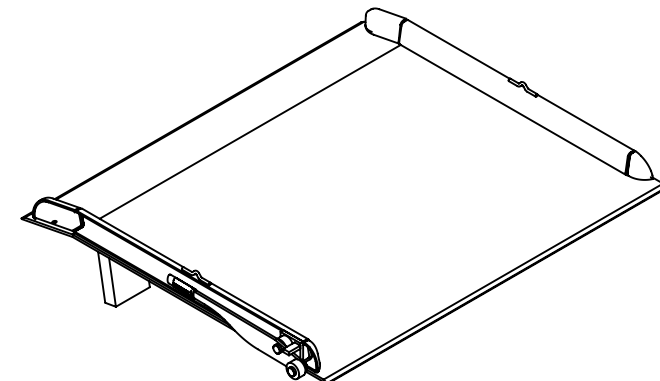
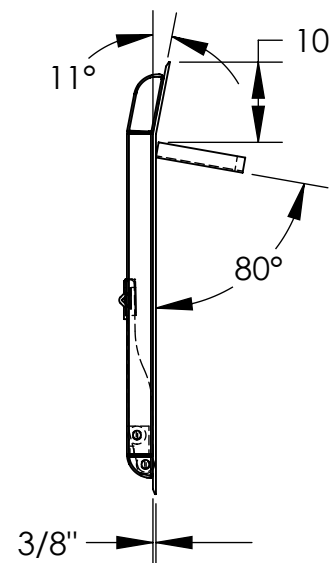
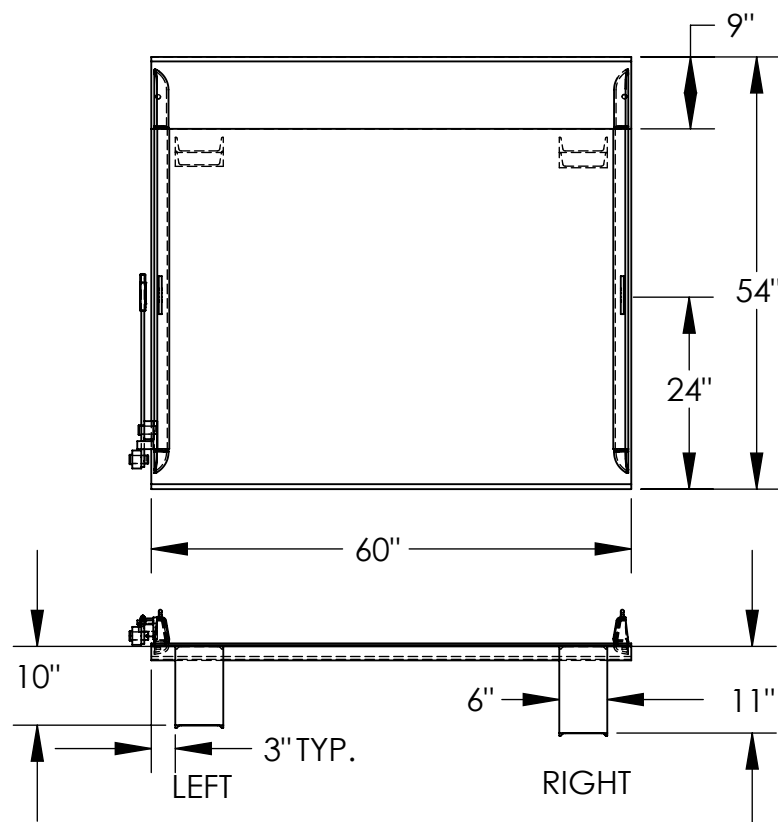


# STEEL TRUCK DOCKBOARD - TS-10-6054

APPROX WEIGHT: 402.80 lbs.  
DOES NOT INCLUDE WEIGHT OF POWER OR PACKAGING!!!

\*\*\* ANY ADDITIONS, DELETIONS, OR OMISSIONS MUST BE CORRECTED ON THIS DRAWING AS THIS DRAWING WILL BE CONSIDERED ALL INCLUSIVE \*\*\*

ALL GRAPHICS PROVIDED ARE FOR REFERENCE ONLY. IF CERTAIN DIMENSIONS ARE CRITICAL PLEASE VERIFY THOSE DIMENSIONS WITH YOUR SALESPERSON



SCALE: 1:24

## STANDARD FEATURES

MODEL NUMBER: TS-10-6054  
CAPACITY: 10,000 LBS  
OVERALL WIDTH: 60"  
OVERALL LENGTH: 54"  
DOCKPLATE THICKNESS: 3/8"  
LEVER LIFT IS STANDARD  
LOCKING LEGS ARE 6" WIDE  
RIGHT LEG LENGTH IS 11"  
LEFT LEG LENGTH IS 10"  
CROWN IS 11° & 9" FROM EDGE

## SPECIAL FEATURES

NONE

## \*OPTIONAL SPECIAL FEATURES

OPTIONAL 2 PINS (10-112-001) &  
2 CHAINS (1/4" CHAIN, 1,200 LBS  
36" LONG, W/HOOK)

\*AVAILABLE AT AN ADDITIONAL COST

APPROVAL

I, THE UNDERSIGNED, AGREE THAT THE PRODUCT AS REPRESENTED SATISFIES DESIGN AND DIMENSION REQUIREMENTS. I ALSO ACKNOWLEDGE MY DUTY TO CONFIRM PRODUCT AND INSTALLATION COMPLIANCE WITH ALL APPLICABLE FEDERAL, STATE AND LOCAL REGULATIONS AND STANDARDS.  
**ALL SPECIAL UNITS ARE NON-RETURNABLE**  
[ ] As drawn [ ] As marked

Signed: \_\_\_\_\_ Date: \_\_\_\_\_

LEAD TIME WILL START UPON RECEIPT  
OF SIGNED APPROVAL DRAWING

DISTRIBUTOR'S NAME:		P.O.#
VESTIL MANUFACTURING		X
W.O.#		X
DRAWN BY: ADL	DATE: 12/21/05	SALES: X
REFERENCE: X	SCALE: 1:24	FILE NAME:
QUOTED LEAD TIME: X	QUOTE # X	10-007-007