

Assembly Instruction Coffee Table



Parts

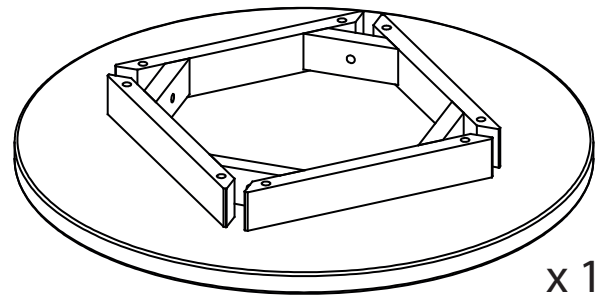
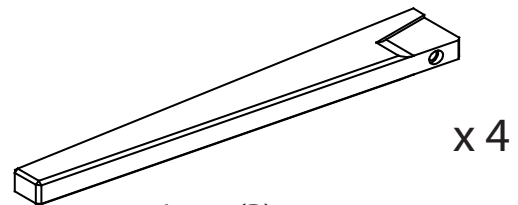
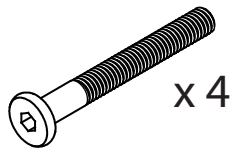


Table Top (A)

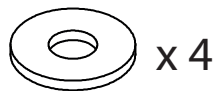


Legs (B)

Hardware



Screw
RF10034



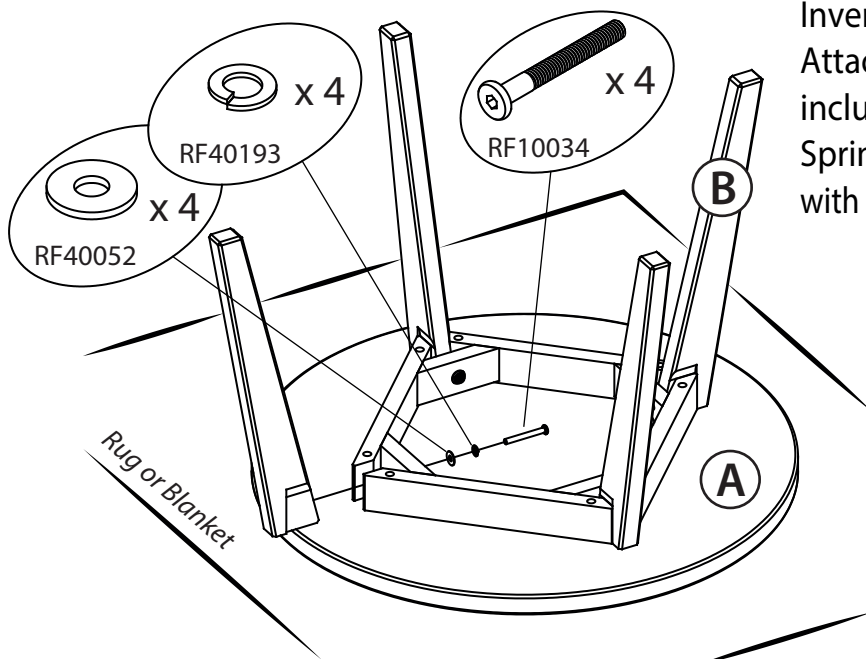
Washer
RF40052



Spring Washer
RF40193



Allen Key
RF40015



Invert the Table Top (A) on a soft surface. Attach the Legs (B) into the Table Top (A) with included Screws (RF10034), Washer (RF40052), Spring Washer (RF40193). tighten the screws with the provided allen key as picture shown.