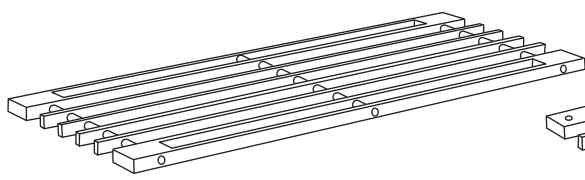
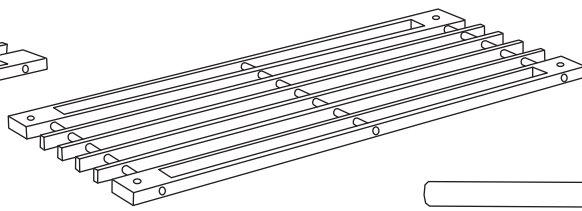


6026-3562 Wood Household Shelves ©2013 Whitmor, Inc.




A 1 ea
Top shelf



B 1 ea
Bottom shelf
(Has holes in corners)



C 4 ea
Top vertical post



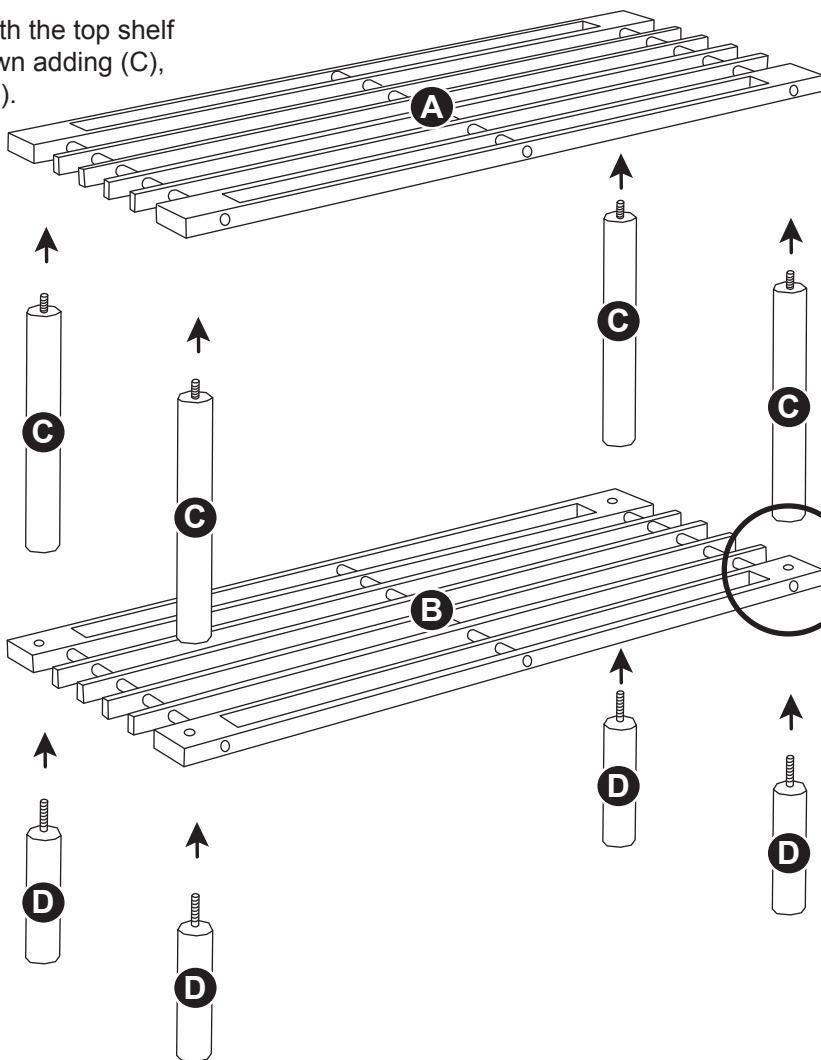
D 4 ea
Bottom vertical post

Assembly Time:
Less than 5 minutes.

This product's intended use is for storing household items.

Tools Needed: No tools required.

NOTE: Start with the top shelf (A) and work down adding (C), then (B), then (D).



NOTE: Bottom shelf (B) has holes in each corner for bottom vertical post (D) to connect to top vertical post (C).

Part	Reference
A	F7789
B	F7790
C	F7791
D	F7792

MADE IN CHINA



8680 Swinnea Road • Suite 103 • Southaven, MS • 38671

NEED HELP? For help with assembly, or if you are missing a part, please call Whitmor's Customer Service Department, 1-888-944-8667 between 8 a.m. and 4:30 p.m. (Central Standard Time) Monday through Friday. Or email: customer_service@whitmor.com. Visit us online at www.whitmor.com