



Project/Job Name: \_\_\_\_\_

Location: \_\_\_\_\_

Fixture Type: \_\_\_\_\_

Notes: \_\_\_\_\_

**S11830R1** - 12 Watt LED Direct Wire Downlight; Edge-lit; 6-Inch; CCT Selectable; Square; Remote Driver

- Air Tight
- Has Driver
- CCT Selectable
- IC Rated



## ELECTRICAL

Technology:	LED
Watts:	12W
Volts:	120V
Lumens:	1050L
CRI:	90+
CCT (Kelvins):	27K/30K/35K/40K/50K - Warm White to Natural Light
Beam Spread :	110
Hours Rated:	50000
Dimmable:	Yes-Dimmable - 120V Only
Dimmable Down To %:	100 to 10 percent
Dimming Type :	Line Voltage
Incandescent Equivalent :	75W
Operating Temperature :	-20C (-4F) to +45C (+113F)
Replaceable Light Source :	No
Connection:	Hardwire
THD:	<20%
Power Factor :	>0.9
Voltage Type:	AC Only
Warranty:	5-Years

## PACKAGING

Each UPC:	045923411076
Each Quantity:	1
Each Dimensions:	7.95 x 2.17 x 6.97

## INFO

Specification Note:	Suitable for use in clothes closets when installed in accordance with the NEC 410.16 spacing requirements
---------------------	---

## PHYSICAL

Finish:	White
Lens Finish:	Frost
Lens Material:	Poly methyl methacrylate (PMMA)
Dimensions:	L:6.75" W:6.75" H:0.99"
Weight (Lbs.):	1.19
Material:	Aluminum












## INSTALLATION

Sloped Ceiling Compatible:	Yes
----------------------------	-----

## COMPLIANCE

Safety Listing:	cETLus - Listed
Location Rating:	Wet
Indoor/Outdoor:	Indoor and Outdoor
Energy Star Qualified:	Yes
Energy Star Unique ID:	ESID-4480263
Energy Star Lamp Category:	Downlight Recessed
CA Prop 65:	Lead
BAA Compliant:	No
Closet Rated:	Yes
FCC Compliant:	Yes
NSF Approved:	No
RoHS Compliant:	Yes
Restrictions:	No Restrictions

**ACCESSORIES**

	<b>80-866</b>	6-Inch Asymmetric New Construction Recessed Downlight Mounting Plate; Flat
	<b>80-867</b>	Universal New Construction Recessed Downlight Mounting Plate; Flat; 3,5-Inch; 4-Inch; 6-Inch; 8-Inch
	<b>80-944</b>	New Construction Mounting Plate with Hanger Bars for T-Grid or Stud/ Joist mounting of 6-inch Recessed Downlights; Up to 6.25-inch hole diameter
	<b>80-949</b>	6 FOOT REMOTE DRIVER 1-PIN EXT
	<b>80-952</b>	New Construction Mounting Plate for Stud/ Joist mounting of 6-inch Recessed Downlights; Up to 6,5-inch hole diameter
	<b>80-973</b>	Emergency Driver Enclosure; For use with S8000 and S8002
	<b>80-987</b>	Emergency Remote Test Switch; Single Gang Plate; White Finish
	<b>80-997</b>	Downlight Hanger Bar Kit; For Asymmetrical Plates; New Construction
	<b>86-216</b>	Temporary work light; LED; For use with remote drivers; Low voltage 10W/12W/24W; 3000K; 12 Volts
	<b>S8000</b>	5 Watt LED Emergency Driver; 120-277 Volts
	<b>S8002</b>	10 Watt LED Emergency Driver; 120-277 Volt