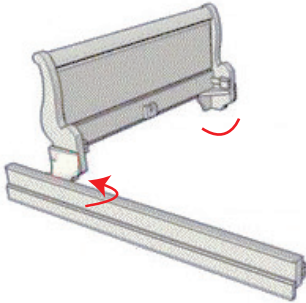



SLATS

Fitting Instructions

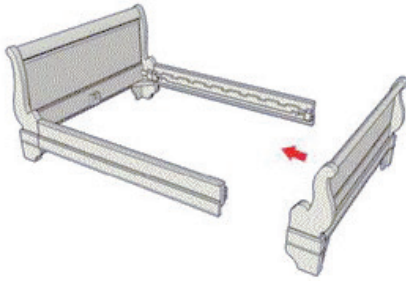
- 1** Screw the feet on the headboard and footboard



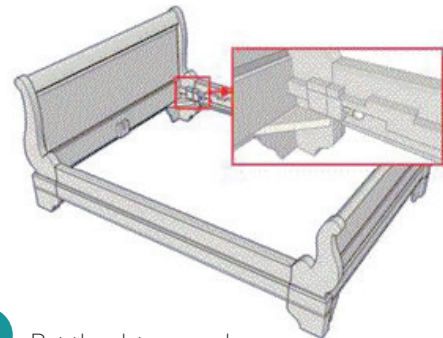
- 2** For support lean the headboard against a wall



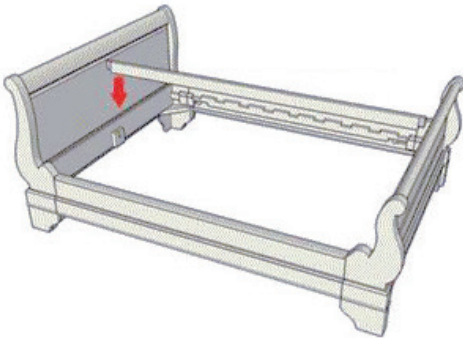
- 3** Put the side rails on the headboard and screw it up all fixture and fitting will be in position do the same with the footboard



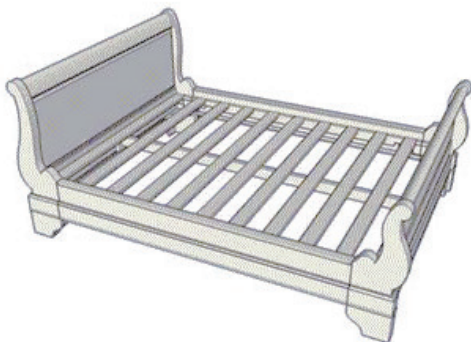
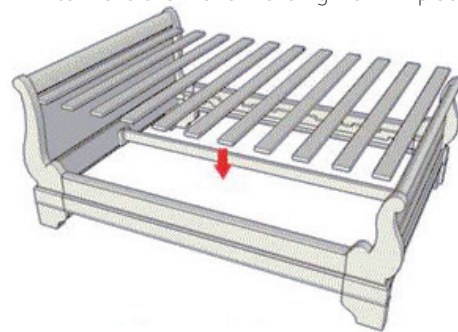
- 4** Tighten up bolts to headboard and footboard



- 5** Place the centre bar in the middle were the fixture will be in place



- 6** Put the slats on and space them equally and we would advice to screw the slats in with a drill to make the made more rigid and in place.



**Your bed is ready
place the mattress
and enjoy!**