

# *ASSEMBLY INSTRUCTIONS*



*Fine Furniture for every stage of life*

# ASSEMBLY INSTRUCTIONS

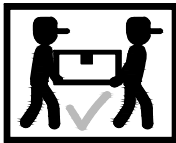
## ASSEMBLY TIPS:

- 1. Remove hardware from box and sort by size.
- 2. Please check to see that all hardware and parts are present prior to start of assembly.
- 3. Please follow attached instructions in the same sequence as numbered to assure fast & easy assembly.



### WARNING !

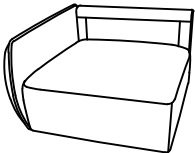
- 1. Don't attempt to repair or modify parts that are broken or defective. Please contact the store immediately.
- 2. This product is for home use only and not intended for commercial establishments.



**ASSEMBLY TIME 10 MINUTES**

## PARTS IDENTIFICATION

A. LEFT ARM  
CHAIR BASE



1PC

B. LEG




4PCS

C. BACK CUSHION



1PC

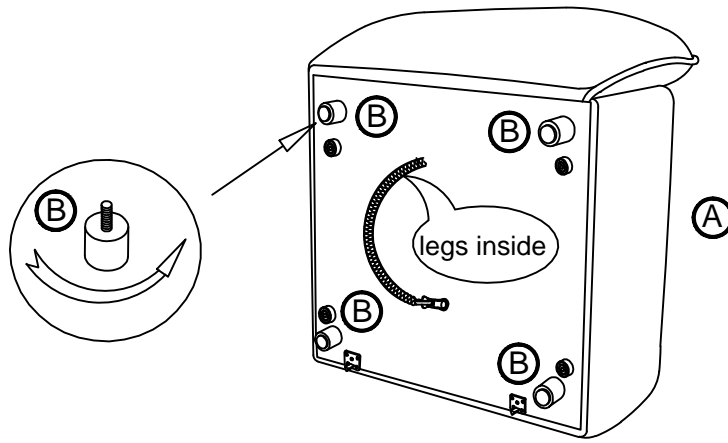
D. PILLOW



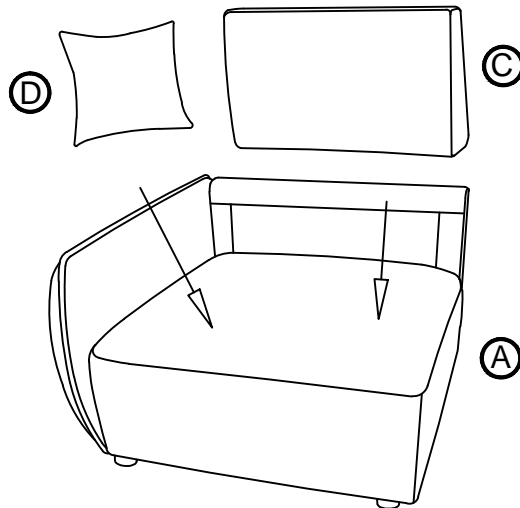
1PC

# ASSEMBLY INSTRUCTIONS


## STEP 1



## STEP 2



## STEP 3



# ASSEMBLY INSTRUCTIONS

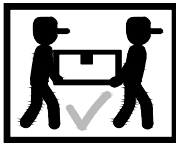
## ASSEMBLY TIPS:

- 1. Remove hardware from box and sort by size.
- 2. Please check to see that all hardware and parts are present prior to start of assembly.
- 3. Please follow attached instructions in the same sequence as numbered to assure fast & easy assembly.



### WARNING !

- 1. Don't attempt to repair or modify parts that are broken or defective. Please contact the store immediately.
- 2. This product is for home use only and not intended for commercial establishments.



**ASSEMBLY TIME 10 MINUTES**

## PARTS IDENTIFICATION

A. ARMLESS CHAIR BASE



1PC

B. LEG



4PCS

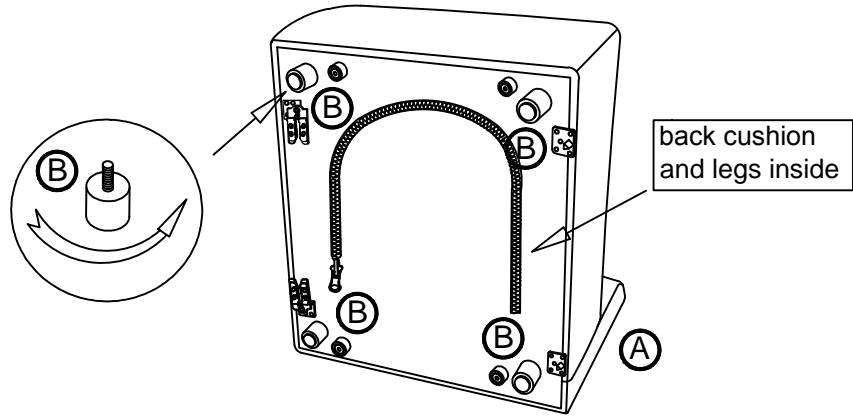
C. BACK CUSHION



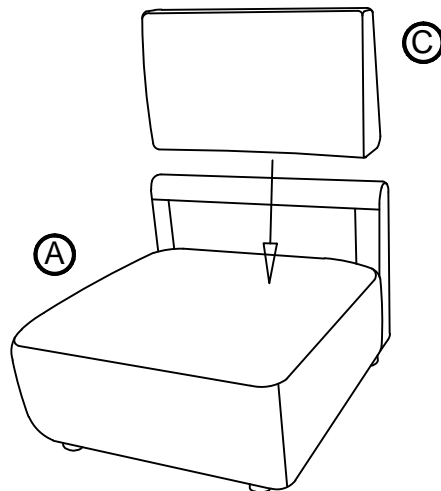
1PC

# ASSEMBLY INSTRUCTIONS

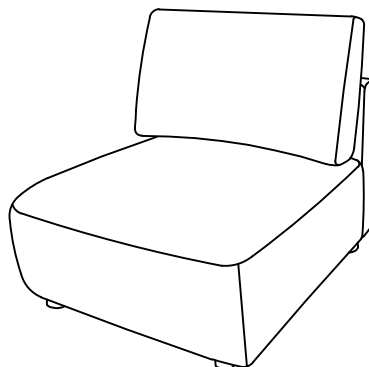
## STEP 1



## STEP 2



## STEP 3



# ASSEMBLY INSTRUCTIONS


## ASSEMBLY TIPS:

- 1. Remove hardware from box and sort by size.
- 2. Please check to see that all hardware and parts are present prior to start of assembly.
- 3. Please follow attached instructions in the same sequence as numbered to assure fast & easy assembly.



### WARNING !

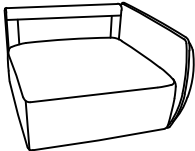
- 1. Don't attempt to repair or modify parts that are broken or defective. Please contact the store immediately.
- 2. This product is for home use only and not intended for commercial establishments.



**ASSEMBLY TIME 10 MINUTES**

## PARTS IDENTIFICATION

A. RIGHT ARM  
CHAIR BASE



1PC

B. LEG




4PCS

C. BACK CUSHION



1PC

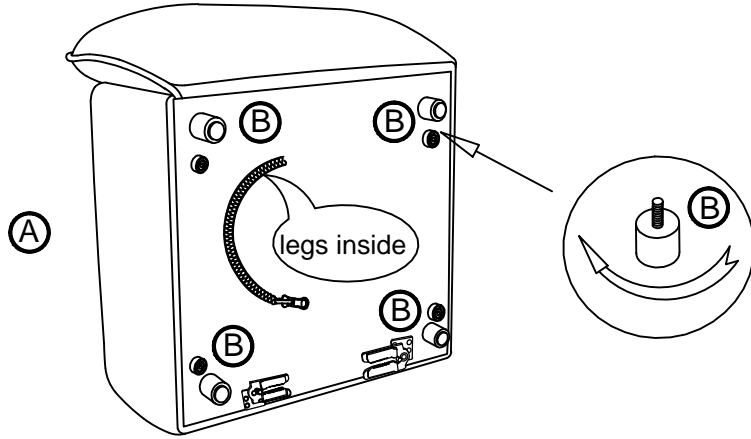
D. PILLOW



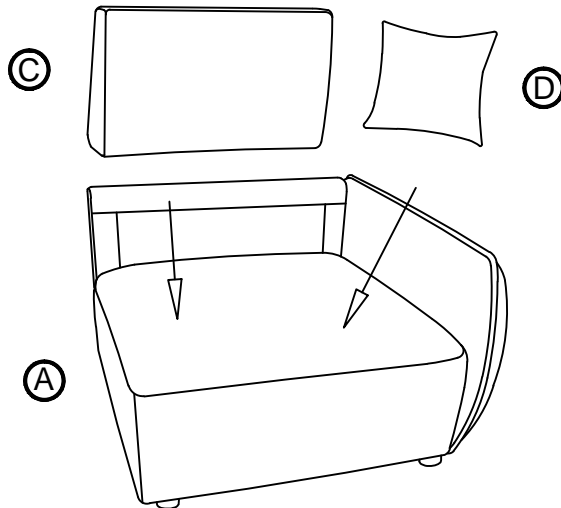
1PC

# ASSEMBLY INSTRUCTIONS


## STEP 1



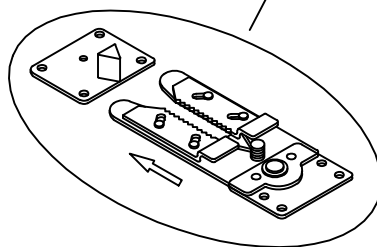
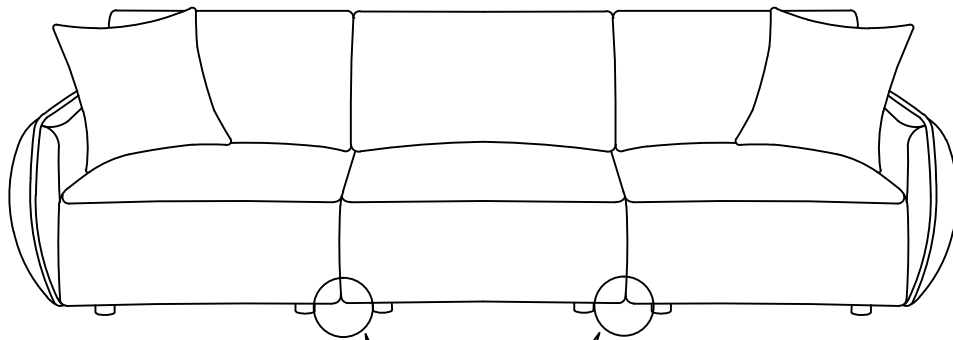



## STEP 2



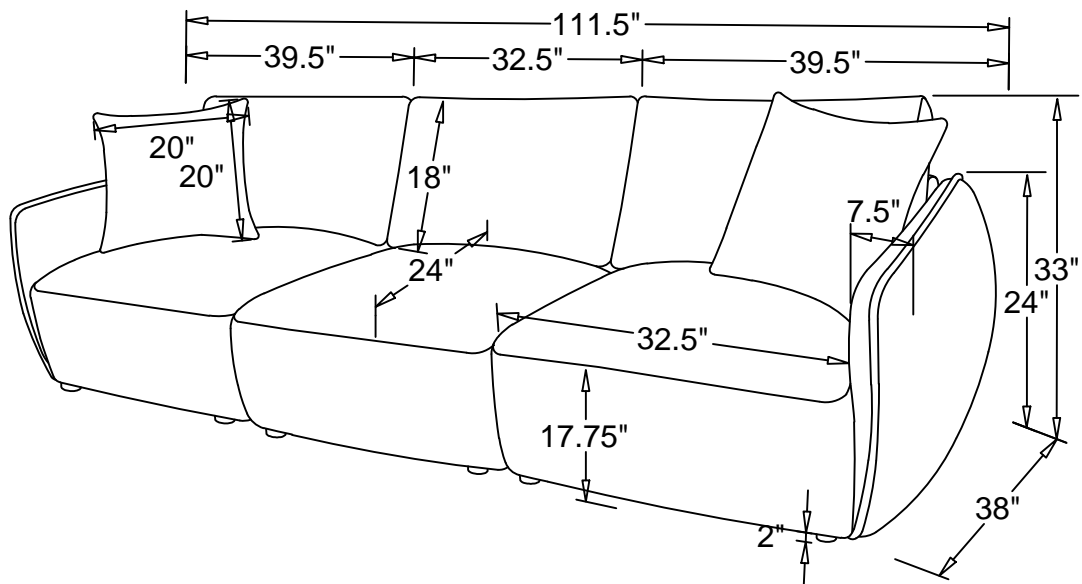
## STEP 3



# ASSEMBLY INSTRUCTIONS



# ASSEMBLY INSTRUCTIONS



Note: Dimension tolerance  $\pm 5\%$

