

# Modular Sofa Assemble Instruction (Model 5101)

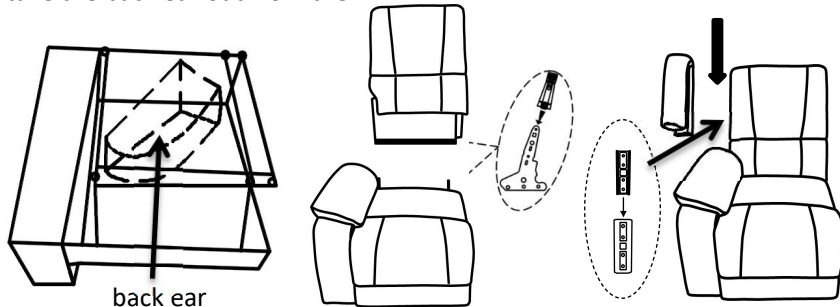
## Step 1: BACK CUSHION ASSEMBLY INSTRUCTION

BACK ASSEMBLY.INSERT BACK CUSHION INTO THE BASE ON BOTH SIDES AT THE SAME TIME

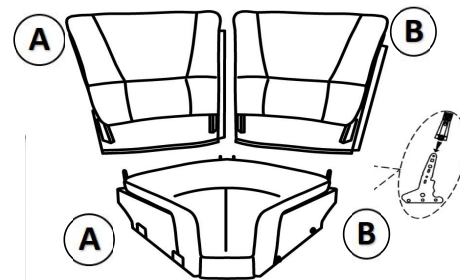
CONCERNING THE WEDGE ASSEMBLY,MAKE SURE TO PUT BACK "A" TO "A" SIDE, BACK "B" TO "B" SIDE.

### LAF/RAF Recliner :

take the back ear out from the



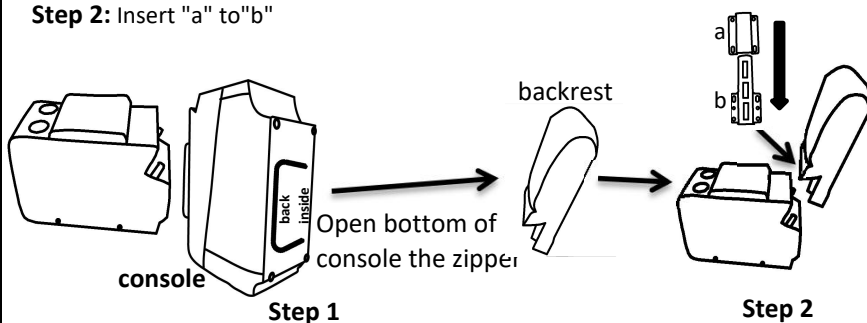
### Wedge :



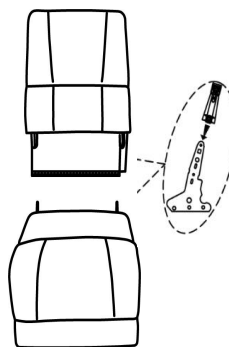
### Console:

**Step 1:**Open bottom of console the zipper, then take the backrest .

**Step 2:** Insert "a" to "b"

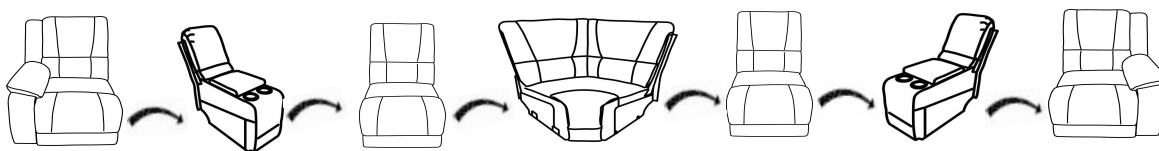


### Armless Chair :

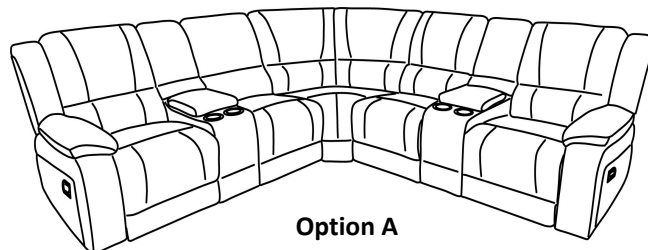


## Step 2: SET UP THE SECTIONAL


LIFT THE PIECES ON THE OPEN END WHERE HOOK IS LOCATED AND LET THE DOWNWARD HOOK SLIDE INTO THE UPWARD HOOK SLOT.



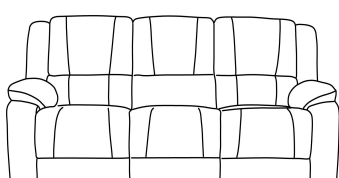
## Step 3: DIFFERENT CONFIGURATIONS OF THE SECTIONAL



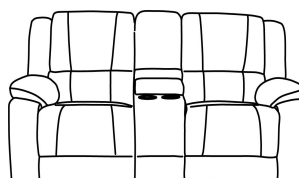
Option A



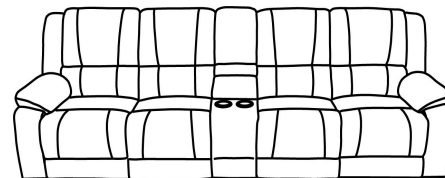
Option B



Option C



Option D



Option E