

LINE LOGIC GUIDE REFRIGERATION



Your guide to the LG refrigeration
product assortment as of
October 2023



*According to a 2023 leading consumer testing organization.



LINE LOGIC CHARTS

FRENCH DOOR REFRIGERATORS

FRENCH DOOR

SIDE-BY-SIDE
















TOP FREEZER















BOTTOM FREEZER

SPECIALTY

French Door
InstaView®
Ice & Water Dispensing
36" Wide

LG Key Innovations

Benefit	Feature	LG STUDIO	LRMVS3006S	LRMVC2306_	LRYKS3106_	LRYKC2606_	LMXS28596_	LRFOC2606S
		SRFVC2416S	(S)	(S) (D)	(S) (D)	(S) (D)	(S) (D)	(S)
								
					  	 		 
Space & Organization	Capacity (cu. ft.)	24	30	23	31	26	28	26
	Counter-Depth	•		•		•		•
	3-Tier Freezer	•			•	•		
	Dual Freezer Drawers		Full-Convert®	Full-Convert®			•	
Premium Features	Door-in-Door® with InstaView®	•	•	•	Mirror	Mirror	•	Edge-to-Edge
	Adjustable Door-in-Door® Shelf	•	•	•				
	Specialty Ice Maker	Dual w/ Craft Ice®	Dual w/ Craft Ice®	Dual w/ Craft Ice®	4 Types: Craft Ice®, Cubed, Crushed & Mini Cubed	4 Types: Craft Ice®, Cubed, Crushed & Mini Cubed		Dual
	Measured Fill	•	•	•				
Style & Design	PrintProof® Finish	•	•	•	•	•	•	•
	Cool Guard Metal Back Wall	w/Gray Interior	•	•	•	•	•	•
Reliability & Durability	ThinQ® (Smart WiFi Enabled) with ThinQ Care	•	•	•	W/ ThinQ UP	W/ ThinQ UP	•	W/ ThinQ UP
Cutout Dimensions	Width x Height (Inches)**	36 x 71	36 x 71	36 x 71	36 x 71	36 x 71	36 x 71	36 x 71
	Width (Inches)**	35 3/4	35 3/4	35 3/4	35 3/4	35 3/4	35 3/4	35 3/4
Product Dimensions	Height Cabinet (Inches)	68 7/8	69	69	68 7/8	68 7/8	68 3/8	68 7/8
	Depth Without Handles (Inches)	28 1/4	35 3/4	28 7/8	34 1/4	29 1/8	33 3/4	29 1/4
	Door Edge Clearance + Handle**	4 1/4	4 5/8	4 5/8	2 1/4	2 1/4	4 1/2	4 1/4
	Door Edge Clearance - Handle**	2 1/8	2 1/4	2 1/4	2 1/4	2 1/4	1 3/8	2 1/4

Common Features Across Models on This Page														
	I&W Dispenser	Slim SpacePlus®	Water Filtration	Door Cooling+	Multi-Air Flow	Fresh Air Filter	LED Lighting	Spill Protector™ Tempered Glass	SmartPull® Handle	ThinQ® Smart WiFi Enabled	Smart Diagnosis™	LoDecibel® Quiet Operation	Sabbath Mode	ENERGY STAR

For details on comparison, see pocket guide <https://lghguide.com/> **For corner kitchen application, allow more width. See measurement guide or <https://lghguide.com/> for specific needs.

● S – PrintProof® Stainless Steel □ S – Stainless Steel ● D – PrintProof® Black Stainless Steel ▲ V – Stainless Look ○ W – White ● B – Black



LINE LOGIC CHARTS

FRENCH DOOR REFRIGERATORS

FRENCH DOOR

SIDE-BY-SIDE

TOP FREEZER

BOTTOM FREEZER

SPECIALTY

French Door

4-Door, Ice & Water Dispensing
36-33" Wide

LG Key Innovations

		LRMDS3006_	LRMDC2306S	LF29S8330_	LF29H8330_	LMXS28626_	LMXC22626S	LRMXC1803S
		(S) (D)	(S)	(S) (D)	(S) (D)	(S) (D)	(S)	(S)
Benefit	Feature							
Space & Organization	Capacity (cu. ft.)	30	23	29	29	28	22	18
	Counter-Depth		•				•	•
	Dual Freezer Drawers	Full-Convert®	Full-Convert®	Full-Convert®	Full-Convert®	•	•	•
Premium Features	Door-in-Door®	•	•					
	Adjustable Door-in-Door® Shelf	•	•					
	Specialty Ice Maker	Dual w/ Craft Ice®	Dual w/ Craft Ice®	Dual	Dual			
	Measured Fill	•	•					
Style & Design	PrintProof® Finish	•	•	•	•	•	•	Smudge Resistant
	Cool Guard Metal Back Wall	•	•	•	•			
Reliability & Durability	ThinQ® (Smart WiFi Enabled) with ThinQ Care	•	•	W/ ThinQ UP	W/ ThinQ UP	•	•	•
Cutout Dimensions	Width x Height (Inches)**	36 x 71	36 x 71	36 x 71	36 x 71	36 x 71	36 x 71	33 x 71
Product Dimensions	Width (Inches)**	35 3/4	35 3/4	35 3/4	35 3/4	35 3/4	35 3/4	32 7/8
	Height Cabinet (Inches)	69	69	69	69	68 3/8	68 1/2	68 5/8
	Depth Without Handles (Inches)	35 3/4	29	34 3/8	34 3/8	33 1/4	28 3/4	28 3/4
	Door Edge Clearance + Handle**	4 5/8	4 5/8	2 1/4	4 1/4	4 1/2	4 1/2	3 1/8
	Door Edge Clearance - Handle**	2 1/4	2 1/4	2 1/4	2 1/4	1 3/8	1 3/8	3 1/8
Common Features Across Models on This Page	I&W Dispenser Slim SpacePlus® Water Filtration Door Cooling+ Multi-Air Flow Fresh Air Filter LED Lighting Spill Protector™ Tempered Glass SmartPull® Handle ThinQ® Smart WiFi Enabled Smart Diagnosis™ LoDecibel® Quiet Operation Sabbath Mode ENERGY STAR							

For details on comparison, see pocket guide <https://lghguide.com/> **For corner kitchen application, allow more width. See measurement guide or <https://lghguide.com/> for specific needs.

● S – PrintProof® Stainless Steel □ S – Stainless Steel ● D – PrintProof® Black Stainless Steel ▲ V – Stainless Look ○ W – White ● B – Black



LINE LOGIC CHARTS

FRENCH DOOR REFRIGERATORS

FRENCH DOOR

SIDE-BY-SIDE























TOP FREEZER

BOTTOM FREEZER

SPECIALTY

French Door Ice & Water Dispensing 36-33" Wide

LG Key Innovations

		LRYXS3106_	LRYXC2606_	LRFXS3106S	LRFXC2606S	LRFS28XB_	LFXS26973_	LFXC22526_	LRFXS2503_
		(S) (D)	(S) (D)	(S)	(S)	(S) (D)	(S) (D)	(S) (D)	(S) (D)
									
Benefit	Feature	STANDARD-DEPTH MAX	COUNTER-DEPTH MAX	STANDARD-DEPTH MAX	COUNTER-DEPTH MAX				
Space & Organization	Capacity (cu. ft.)	31	26	31	26	28	26	22	25
	Counter-Depth		•		•			•	
	3-Tier Freezer	•	•						
Premium Features	Door-in-Door®								
	Adjustable Door-in-Door® Shelf								
	Specialty Ice Maker	4 Types: Craft Ice®, Cubed, Crushed & Mini Cubed	4 Types: Craft Ice®, Cubed, Crushed & Mini Cubed	Dual	Dual		Dual	Dual	
	Measured Fill	•	•		•				
Style & Design	PrintProof® Finish	•	•	•	•	•	•	•	•
	Cool Guard Metal Back Wall	•	•	•	•				
Reliability & Durability	ThinQ® (Smart WiFi Enabled) with ThinQ Care	W/ ThinQ UP	W/ ThinQ UP	W/ ThinQ UP	W/ ThinQ UP	•	•	•	•
Cutout Dimensions	Width x Height (Inches)**	36 x 71	36 x 71	36 x 71	36 x 71	36 x 71		36 x 71	33 x 71
Product Dimensions	Width (Inches)**	35 3/4	35 3/4	35 3/4	35 3/4	35 3/4	35 3/4	35 3/4	32 3/4
	Height Cabinet (Inches)	68 7/8	68 7/8	68 7/8	68 7/8	68 1/2	68 3/8	68 3/8	68 5/8
	Depth Without Handles (Inches)	34 1/4	29 1/8	34 3/8	29 1/8	33 3/4	32 3/8	28 3/4	33
	Door Edge Clearance + Handle**	2 1/4	2 1/4	4 1/4	4 1/4	4 1/2	4 1/2	4 1/2	3 1/4
	Door Edge Clearance - Handle**	2 1/4	2 1/4	2 1/4	2 1/4	1 3/8	1 1/3	1 3/8	1
Common Features Across Models on This Page	 I&W Dispenser  Slim SpacePlus®  Water Filtration  Door Cooling+  Multi-Air Flow  Fresh Air Filter  LED Lighting  Spill Protector™ Tempered Glass  SmartPull® Handle  ThinQ® Smart WiFi Enabled  Smart Diagnosis™  LoDecibel® Quiet Operation  Sabbath Mode  ENERGY STAR								

For details on comparison, see pocket guide <https://lghguide.com/> **For corner kitchen application, allow more width. See measurement guide or <https://lghguide.com/> for specific needs.

● S – PrintProof® Stainless Steel □ S – Stainless Steel ● D – PrintProof® Black Stainless Steel ▲ V – Stainless Look ○ W – White ● B – Black



LINE LOGIC CHARTS

FRENCH DOOR REFRIGERATORS

FRENCH DOOR

SIDE-BY-SIDE

TOP FREEZER

BOTTOM FREEZER


SPECIALTY









French Door

Water Dispensing

36-30" Wide

LG Key Innovations

Benefit	Feature	SRFB27_3
		 <p>NEW ESSENCE WHITE W/23 2 YEAR WARRANTY COUNTER-DEPTH MAX</p>
Space & Organization	Capacity (cu. ft.)	27
	Counter-Depth	•
	Dual Freezer Drawers	
Premium Features	Door-in-Door®	
	SmartPull® Handle	•
	Door Cooling+	•
	Dispenser	Internal Water
Style & Design	PrintProof® Finish	•
	Cool Guard Metal Back Wall	w/Gray Interior
Reliability & Durability	ThinQ® (Smart WiFi Enabled) with ThinQ Care	W/ ThinQ UP
Cutout Dimensions	Width x Height (Inches)**	36 x 71
	Width (Inches)**	35 3/4
	Height Cabinet (Inches)	68 7/8
	Depth Without Handles (Inches)	29 1/4
	Door Edge Clearance + Handle**	4 1/4
Product Dimensions	Width (Inches)**	35 3/4
	Height Cabinet (Inches)	68 7/8
	Depth Without Handles (Inches)	29 1/4
	Door Edge Clearance + Handle**	4 1/4
	Door Edge Clearance - Handle**	2 1/4

LG STUDIO	LRFLS3206S	LF30S8210S	LF30H8210S	LRMWS2906S	LRFWS2906_	LMWS27626S	LMWC23626S	LFDS22520S
SRFB27_3	(S)	(S)	(S)	(S)	(S) (D)	(S)	(S)	(S)
								
	STANDARD-DEPTH MAX	STANDARD-DEPTH MAX	STANDARD-DEPTH MAX					
	32	30	30	29	29	27	23	22
		Full-Convert®	Full-Convert®	•		•	•	
	Internal Water	Internal Water	Internal Water	Ext. Chilled Water	Ext. Chilled Water	Internal Water	Internal Water	Ext. Water
	•	•	•	•	• (S&D Only)	•	•	
	•	•	•					
	W/ ThinQ UP	W/ ThinQ UP	W/ ThinQ UP					
	36 x 71	36 x 71	36 x 71	36 x 71	36 x 71	36 x 71	36 x 71	30 x 70
	35 3/4	35 3/4	35 3/4	35 3/4	35 3/4	35 3/4	35 3/4	29 3/4
	68 7/8	69	69	68 1/2	68 1/2	68 3/8	68 3/8	67 1/4
	34 3/8	34 3/8	34 3/8	33 3/4	33 3/4	31 3/4	28 5/8	33
	4 1/4	2 1/4	4 1/2	4 1/2	4 1/2	4 1/2	4 1/2	4 1/2
	2 1/4	2 1/4	2 1/4	1 3/8	1 3/8	1 3/4	1 3/8	2

Common Features Across Models on This Page



For details on comparison, see pocket guide <https://lghguide.com/> **For corner kitchen application, allow more width. See measurement guide or <https://lghguide.com/> for specific needs.

● S – PrintProof® Stainless Steel
 S – Stainless Steel
 S – PrintProof® Black Stainless Steel
 ▲ V – Stainless Look
 W – Essence White
 W – White
 ● B – Black



LINE LOGIC CHARTS

FRENCH DOOR REFRIGERATORS

FRENCH DOOR

SIDE-BY-SIDE








TOP FREEZER

BOTTOM FREEZER

SPECIALTY

French Door
Non-Dispensing
36-33-30" Wide

LG Key Innovations

		LRFCS29D6S	LRFLC2706S	LRFCS25D3S	LF21G6200S	LRFCC23D6S	LRMNC1803S	LFCS22520_
		S	S	S	S	S	S	S D
								
Benefit	Feature							
Space & Organization	Capacity (cu. ft.)	29	27	25	21	23	18	22
	Counter-Depth		•		•		•	
	Dual Freezer Drawers							
Premium Features	Door-in-Door®							
	SmartPull® Handle	•	•			•	•	
	Door Cooling+	•	•			•	•	
	Factory Installed Icemaker	•	•	•	•	•		•
	Dispenser							
	Water Filter	•	•		•	•		
	ThinQ® (Smart WiFi Enabled)		W/ ThinQ UP		W/ ThinQ UP			
Style & Design	PrintProof® Finish	•	•	•	•	•	Smudge Resistant	• (D Only)
Reliability & Durability	ThinQ Care		•		•			
Cutout Dimensions	Width x Height (Inches)**	36 x 71	36 x 71	33 x 71		36 x 71	33 x 71	30 x 68
Product Dimensions	Width (Inches)**	35 3/4	35 3/4	32 7/8	32 3/4	35 3/4	32 7/8	29 3/4
	Height Cabinet (Inches)	68 1/2	68 7/8	68 5/8	68 5/8	68 1/2	68 5/8	67 1/4
	Depth Without Handles (Inches)	33 3/4	29 1/4	29 1/2	28 3/4	28 3/4	28 3/4	33
	Door Edge Clearance + Handle**	4 1/2	4 1/2	4 1/2	4 1/2	4 1/2	3 1/8	4 1/2
	Door Edge Clearance - Handle**	1 3/8	2 1/4	2	2	1 3/8	3 1/8	2

Common Features
Across Models on This Page



For details on comparison, see pocket guide <https://lghguide.com/> **For corner kitchen application, allow more width. See measurement guide or <https://lghguide.com/> for specific needs.

● S - PrintProof® Stainless Steel □ S - Stainless Steel ● D - PrintProof® Black Stainless Steel ▲ V - Stainless Look ○ W - White ● B - Black



LINE LOGIC CHARTS

SIDE-BY-SIDE REFRIGERATORS

FRENCH DOOR

SIDE-BY-SIDE

TOP FREEZER

BOTTOM FREEZER

SPECIALTY

Side-by-Side 42-36"-Wide

LG STUDIO
SRSXB2622S

Ⓢ



LG Key Innovations

Benefit	Feature
Space & Organization	Capacity (cu. ft.)
	Counter-Depth
	Special Door Feature
Premium Features	Dual Ice Maker
	UVnano® Water Dispenser
	Door Cooling+
	ENERGY STAR® Certified
	ThinQ® (Smart WiFi Enabled)
Style & Design	PrintProof® Finish
	Cool Guard Metal Back Wall
Reliability & Durability	ThinQ Care
Cutout	Width x Height (Inches)**
Product Dimensions	Width (Inches)**
	Height Cabinet (Inches)
	Depth Without Handles (Inches)
	Door Edge Clearance + Handle**
	Door Edge Clearance - Handle**

LG STUDIO SRSXB2622S	LRSOS2706_	LRSDS2706S	LRSWS2806S	LRSXS2706_	LRSXC2306S
Ⓢ	Ⓢ ⓓ	Ⓢ	Ⓢ	Ⓢ ⚠ Ⓜ Ⓟ	Ⓢ
26	27	27	28	27	23
Built-In					•
Soft Closing Hinges	Edge-to-Edge InstaView®	Door-in-Door®	Auto Closing Hinge		
	Craft Ice®	Craft Ice®			
	•	•	•		
•	•	•		•	•
•	•	•			
•	•	•	•		
•	•	•		• (S only)	•
•	•	•	•		
41 1/2 x 83 3/4	36 1/8 x 70	36 1/8 x 70	36 1/8 x 71 1/2	36 1/8 x 70	36 1/8 x 70
42	35 7/8	35 7/8	35 7/8	35 7/8	35 7/8
83 1/2	69 3/8	69 3/8	69 7/8	69 3/8	69 3/8
25 3/8	33 7/16	33 7/16	33 1/2	33 7/16	28 15/16
—	3/8	3/8	3/8	3/8	3/8
—	3/8	3/8	3/8	3/8	3/8

Common Features
Across Models on This Page



For details on comparison, see pocket guide <https://lghguide.com/> **For corner kitchen application, allow more width. See measurement guide or <https://lghguide.com/> for specific needs.

Ⓢ - PrintProof® Stainless Steel □ S - Stainless Steel ⓓ - PrintProof® Black Stainless Steel ⚠ - Stainless Look ○ W - White ● B - Black



LINE LOGIC CHARTS TOP FREEZER REFRIGERATORS

FRENCH DOOR

SIDE-BY-SIDE
















TOP FREEZER

BOTTOM FREEZER

SPECIALTY

Top Freezer 33-30" Wide

LG Key Innovations

		LRTLS2403S	LTCS20030S	LTCS20020_	LT11C2000V
		S	S	S W B	▲
					
					
Benefit	Feature				
Space & Organization	Capacity (cu. ft.)	24	20	20	11
	Counter-Depth				●
Premium Features	Reversible Doors	●	●	●	
	Auto Ice Maker	Ice Maker Sold Separately (Order LK75C)	●	Ice Maker Sold Separately (Order LK65C)	
	Internal Water	●			
	Freezer Lighting (LED)		●	●	
	Pull-Out Pantry Drawer				
	Snack Drawer		●	●	●
	Gallon Door Bin	2	●	●	
Temperature Control	Electronic	Electronic	Electronic	Electronic	
Style & Design	Pocket Handle	●	●	●	●
Cutout Dimensions	Width x Height (Inches)**	33 x 69	30 x 66	30 x 66	
Product Dimensions	Width (Inches)**	33	29 3/4	29 3/4	24
	Height Cabinet (Inches)	68	65 1/2	65 1/2	64 5/8
	Depth Without Handles (Inches)	34	33 3/8	33 3/8	28
	Door Edge Clearance + Handle**	2	2	2	1 1/4
	Door Edge Clearance - Handle**	2	2	2	1 1/4
Common Features Across Models on This Page	 Multi-Air Flow  LED Lighting  Clear Door Bins  Spill Protector™ Tempered Glass  Smart Diagnosis™  LoDecibel® Quiet Operation  ENERGY STAR				



For details on comparison, see pocket guide <https://lghguide.com/> **For corner kitchen application, allow more width. See measurement guide or <https://lghguide.com/> for specific needs.

● S – PrintProof® Stainless Steel □ S – Stainless Steel ● D – PrintProof® Black Stainless Steel ▲ V – Stainless Look ○ W – White ● B – Black



LINE LOGIC CHARTS

BOTTOM FREEZER REFRIGERATORS

FRENCH DOOR

SIDE-BY-SIDE

TOP FREEZER

BOTTOM FREEZER

SPECIALTY

Bottom Freezer 33-28-24" Wide

LG Key Innovations

		LRDCS2603_	LBNC15231V	LRBCC1204S	LRBNC1104S
Benefit	Feature				
Space & Organization	Capacity (cu. ft.)	26	15	12	11
	Counter-Depth		•	•	•
Premium Features	Reversible Doors				
	Auto Ice Maker	•	Manual Ice Tray	•	Manual Ice Tray
	Freezer Lighting (LED)	•			
	Full Size Pantry Drawer	•			
	Folding Door Bin	•			
	Gallon Door Bin	•			
Style & Design	PrintProof® Finish	•		•	•
	Pocket Handle		•	•	•
Cutout Dimensions	Width x Height (Inches)**	33 x 70	28 x 69	24 x 74	24 x 69
Product Dimensions	Width (Inches)**	32 3/4	27 3/8	23 1/2	23 1/2
	Height Cabinet (Inches)	68 5/8	67 3/4	73 1/4	67 3/4
	Depth Without Handles (Inches)	33	27 5/8	26 5/8	26 5/8
	Door Edge Clearance + Handle**	4 1/4	2	2	2
	Door Edge Clearance - Handle**	2	2	2	2

Common Features
Across Models on This Page
(Not Including Specialty)



For details on comparison, see pocket guide <https://lghaguide.com/> **For corner kitchen application, allow more width. See measurement guide or <https://lghaguide.com/> for specific needs.

● S – PrintProof® Stainless Steel □ S – Stainless Steel ● D – PrintProof® Black Stainless Steel ▲ V – Stainless Look ○ W – White ● B – Black



LINE LOGIC CHARTS

SPECIALTY REFRIGERATORS / FREEZERS

FRENCH DOOR

SIDE-BY-SIDE

TOP FREEZER

BOTTOM FREEZER

SPECIALTY

Specialty Refrigerators / Freezers

LG Key Innovations

		LRKNS1400V	LRONC0705A	LROFC0605V	LRONC0605V
Benefit	Feature				
Space & Organization	Type	Refrigerator	Refrigerator with Freezer Compartment	Freezer	Refrigerator with Freezer Compartment
	Capacity (cu. ft.)	14.3	6.9	5.8	5.79
	Storage Bins	14	•		•
	Freshness Guard Covers	•			
Premium Features	Reversible Doors				
	Convertible CustomChill® Drawers	2			
	Lighting (LED)	•	•	•	•
	ENERGY STAR® Certified	•	•	•	•
	ThinQ® (Smart WiFi Enabled)	•			
Style & Design	Hidden Hinges	•	•	•	•
	Handle Type	Track	Curved Pocket	Curved Pocket	Curved Pocket
Cutout Dimensions	Width x Height (Inches)**	30 x 71	21 1/8 x 51 3/8	21 3/8 x 52	21 1/8 x 45 5/8
Product Dimensions	Width (Inches)**	29 1/2	20 5/8	20 7/8	20 5/8
	Height Cabinet (Inches)	70	50 7/8	51	44 5/8
	Height with Cover Open	—	—	—	—
	Depth Without Handles (Inches)	31 1/2	21 7/8	23 5/8	21 7/8
	Door Edge Clearance + Handle**	2 5/8	1 7/8	1 7/8	1 7/8
	Door Edge Clearance - Handle**	2 5/8	1 7/8	1 7/8	1 7/8



For details on comparison, see pocket guide <https://lghaguide.com/> **For corner kitchen application, allow more width. See measurement guide or <https://lghaguide.com/> for specific needs.

● S – PrintProof® Stainless Steel □ S – Stainless Steel ● D – PrintProof® Black Stainless Steel ▲ V – Stainless Look ○ W – White ● B – Black 🇺🇸 A – American Flag



Actual features, functionality, and other product specifications may differ and are subject to change without notice.
© 2023 LG Electronics USA, Inc. All rights reserved. "LG Life's Good" is a registered trademark of LG Corp. All other product and brand names are trademarks or registered trademarks of their respective companies.

09023.mcg.10/23.e