

ASSEMBLY INSTRUCTION

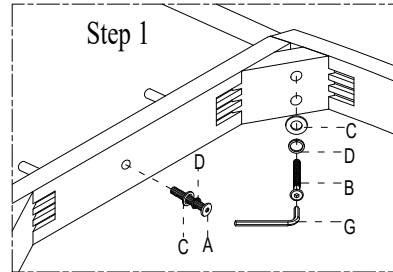

025 - 637 LARKSVILLE SPINDLE BACK ARM CHAIR

www.kincaidfurniture.com

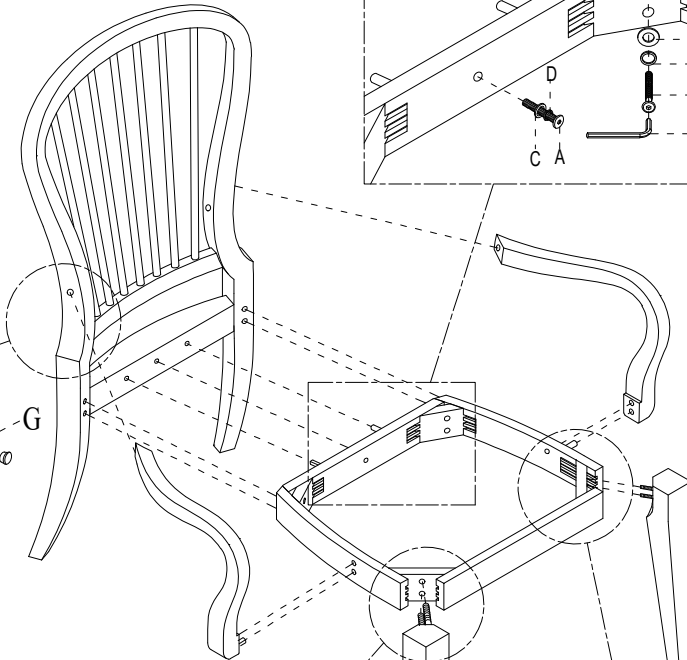
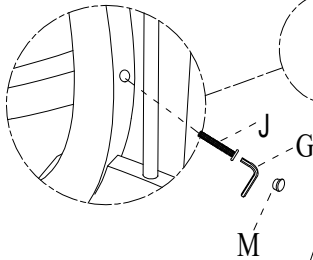
Phone : 828-728-3261.

IMPORTANT NOTES :

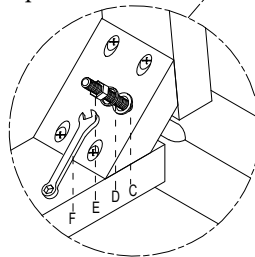
- . Place all wooden parts on a clean and smooth surface such as a rug or carpet to prevent the parts from being scratched.
- . Check to be sure that you have all parts and hardware.
- . Remove all wrapping materials, including staples and packing straps before you start to assemble.
- . Do not tighten all screws and bolts until completely assembled.
- . Keep all hardware out of the reach of children.



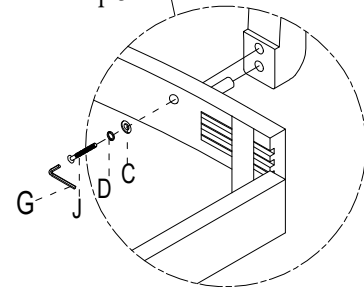
Step 4



Step 2



Step 3



No.	Dimension	Shape	Quantity
A	Bolt 5/16"*38mm		1pc
B	Bolt 5/16"*76mm		4pcs
C	Flat washer 5/16"*019		11pcs
D	Lock washer 5/16"		11pcs
E	Nut 5/16"		4pcs
F	Wrench		1pc
G	Allen Key 4mm		1pc
J	Bolt 1/4"*38mm		4pcs
M	Wood plug		2pcs

MADE IN VIETNAM