
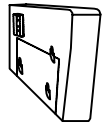


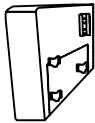
ASSEMBLY INSTRUCTIONS




A 1 PC



B 1 PC



C 1 PC



D 1 PC



E 1 PC

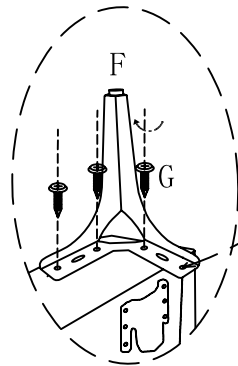
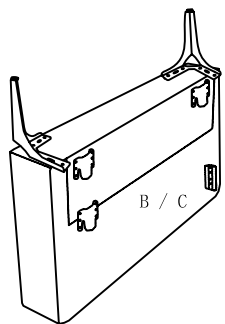


F 4 PCS

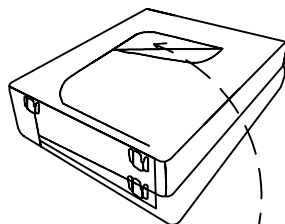


G 16 PCS

1



The hole can be screwed or not . The customer can decide for himself



E 2 PCS

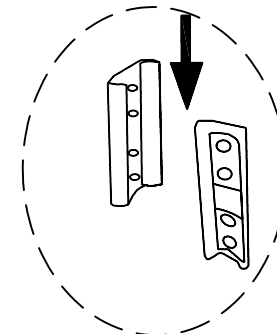
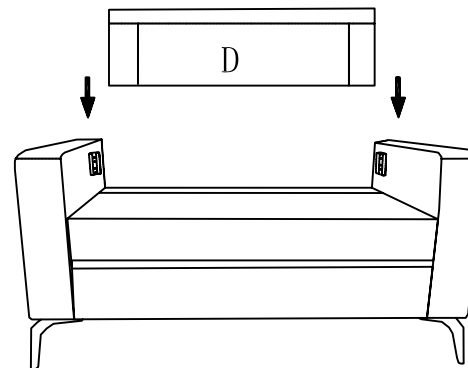


G 4 PCS

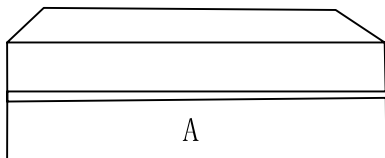


H 16 PCS

3



2



A

