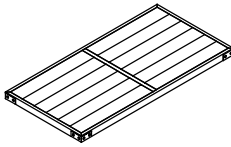


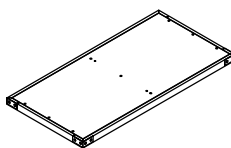


# ASSEMBLY INSTRUCTIONS









## COFFEE TABLE

**NOTE: THIS ITEM NOT RECOMMENDED FOR COMMERCIAL USE  
KEEP THIS DOCUMENT FOR REFERENCE IN CASE PARTS ARE NEEDED  
DO NOT TIGHTEN SCREWS UNTIL COMPLETELY ASSEMBLED !!**

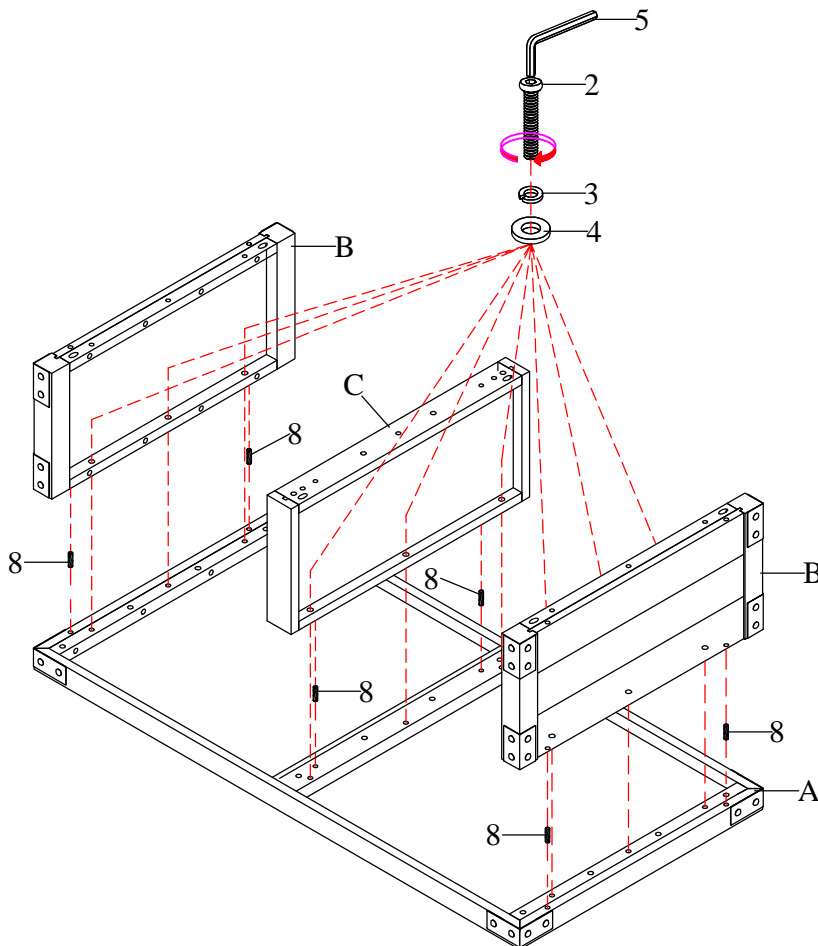
### PART LISTS

No	DESCRIPTION	Q'TY
A	TABLE TOP 	1PC
B	SIDE PANEL 	2PCS
C	MIDDLE PANEL 	1PC
D	BOTTOM PANEL 	1PC

### HARDWARE LISTS

No	DESCRIPTION	Q'TY
1	SHORT BOLT $\text{Ø}1/4" \times 3/4"$ 	16PCS
2	LONG BOLT $\text{Ø}1/4" \times 1-1/4"$ 	18PCS
3	LOCK WASHER $\text{Ø}1/4" \times 10D \times 1.1\text{mm}$ 	34PCS
4	FLAT WASHER $\text{Ø}1/4" \times 19D \times 2\text{mm}$ 	34PCS
5	ALLEN KEY $2-1/4" \times 4\text{mm}$ 	1PC
6	METAL CASTERS $\text{Ø}3" \times 59 \times 92\text{mm}$ 	2PCS
7	LOCKING METAL CASTERS $\text{Ø}3" \times 59 \times 92\text{mm}$ 	2PCS
8	WOOD DOWEL $\text{Ø}8 \times 30\text{mm}$ 	12PCS

## STEP 1

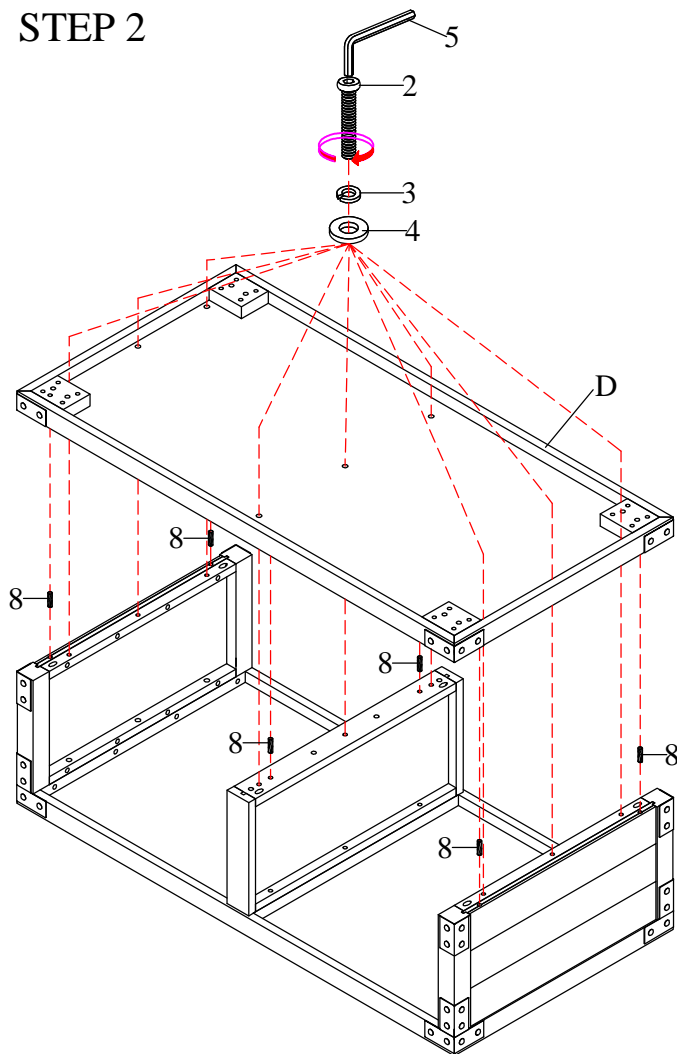


# ASSEMBLY INSTRUCTIONS

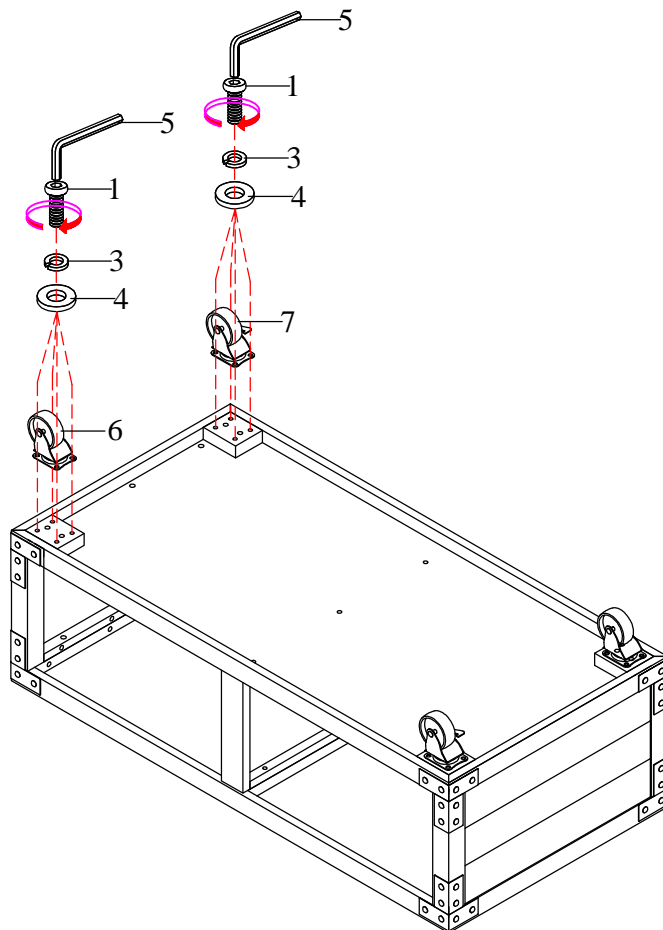
## COFFEE TABLE

**NOTE: THIS ITEM NOT RECOMMENDED FOR COMMERCIAL USE  
KEEP THIS DOCUMENT FOR REFERENCE IN CASE PARTS ARE NEEDED  
DO NOT TIGHTEN SCREWS UNTIL COMPLETELY ASSEMBLED !!**

### STEP 2



### STEP 3



### STEP 4

