


Instructions for bath towel warmer



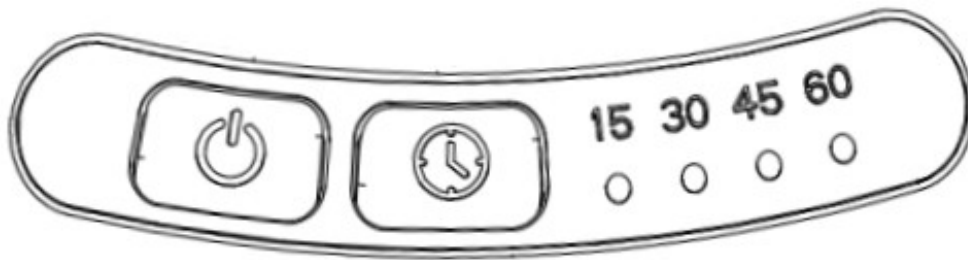
Bath towel warmer

User Manual of Barrel Bath Towel Warmer

First, thank you for your trust and support for our products. To ensure that you can use the product correctly and safely, please read this manual carefully before use and save this manual for future use.

★Function:

1. The bath towel warmer has multiple time settings to choose from: 15 minutes, 30 minutes, 45 minutes, and 60 minutes.

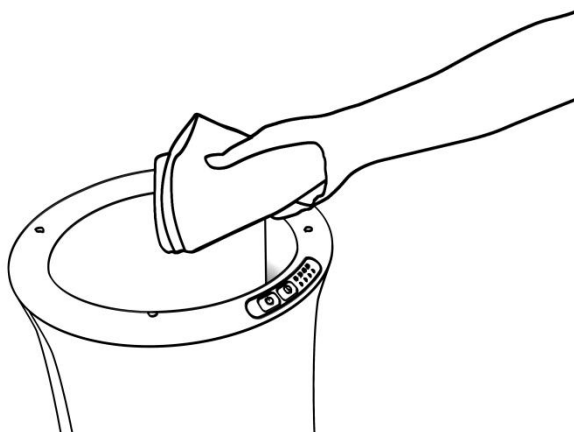


2. The product can be used to warm various dry textiles, such as towels, bath towels, bathrobes, clothes, or other items.

3. The heating speed of the towel warmer will vary according to the number of items added. Generally, the items can be heated within 15 minutes. If you need more items heated than recommended in this guide, you can set a longer heating time. The items in the towel heater The highest temperature can reach 140-165 °F. Before the set heating time is over, the bath towel heater will retain the internal heat in this temperature range.

◆Instructions for use:

Put the bath towels or clothing that need to be heated into the bath towel heater



Close the Lid




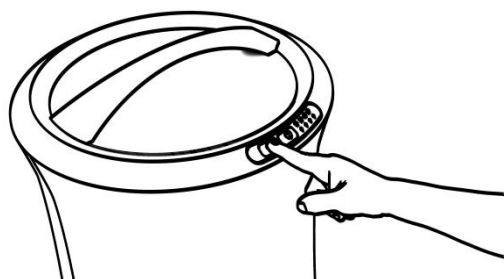
▲ Notice:


1. Please do not put the product in a place that can be easily wetted by water.
2. The temperature of the inner wall of the bath towel warmer is relatively high when it is working. To avoid burns, please do not directly touch the inner wall of the heater.
3. The bath towel warmer can be used to heat various heat-resistant textiles. Please do not place silk fabrics or other heat-labile items in the bath towel heater, so as not to damage the products that are not heat-resistant.
4. The bath towel warmer is used to heat dry bath towels, towels, bathrobes, or other textiles that contain a small amount of moisture; please do not use the bath towel heater to heat items that contain excessive amount of water .
5. The product was assembled with professional tools. Please do not disassemble the product to avoid the inability to reassemble or to avoid damageable cause that can deem the product unusable.
6. If you have any questions about the product, please contact the seller's customer support directly from your order. If you can't find the link window to contact the seller's customer support, please contact the seller through the platform's customer service.

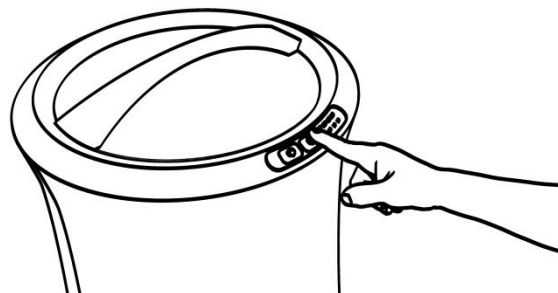
● Cleaning method:

1. Please use a moist towel to wipe the bath towel warmer, then use a dry towel to dry the bath towel heater.
2. To avoid damage to the product, please do not use hard or rough objects to wipe the bath towel heater.


Long press the  "power" button for 2 seconds to start the product.
The default heating time after the product starts is 15 minutes.



Please adjust the  "Time" according to your needs.
One key to adjust the heating time, easy to complete the setting.



Instructions for Use of Barrel-Type Bath Towel Warmer



■ Product Parameter:

Name	Bath Towel Warmer
Model	JY-550
Rated voltage	120v
Power	450W
Rated voltage	60HZ
Heating temperature	140-165 °F
Product capacity	22L (2 pieces of 40"x70" bath towels)

Fill in the following content and take a photo to the seller's customer service

Product name:

Model:

Warranty period:

Order number:

Date of purchase:

Maintenance records:

Repair date:

How can I help you? "Repair" or "replace":

