



INSTRUCTION MANUAL

ADIRONDACK CHAIR CUSHION

HELP CENTER



MISSING A PART?
GIVE US A CALL BEFORE
HEADING BACK TO THE STORE

The store where you made your purchase does not stock parts for this item. If you have assembly questions, or if you are missing or have damaged parts

Please contact us via email. Due to high call volume, there may be a wait time for phone support.

Please have the following information ready when you contact us, so we can assist you promptly.

- *Purchasing platform*
- *Order number or Po number (you can find the info on your invoice, E-receipt or platform account).*
- *The model number of the product (printed on the package box).*
- *Description of the part from the parts list.*

BEFORE INSTALLATION

- May look thinner since vacuum packed, to fully recover, you may leave it alone for 24-48 hours, or hairdryer for 15 minutes or iron for 5 minutes.
- Please list all parts as below first to check if any part is missing and make assembly easier.
- Please follow the assembly steps to install the product.
- Please do not exceed the bearing limitations of the product.
- Please retain these instructions for future reference.

CUSTOMER SERVICE FAQs

Q: Some parts are missing, I could not finish assembly.

A: Please kindly circle missing parts in the parts list of the manual, and send pictures to our service team. We will prepare and ship them to you for free ASAP.

Q: My item occurs a quality problem. I am not satisfied with it.

A: Please kindly take it easy and provide us pictures. We would help you to solve it by send replacement parts, replacement products or refund. And you do not need to take time to repack and return it back to us.

Q: The color is not the same as I ordered. How to solve it?

A: Please kindly help to provide us the pictures of the SKU number, the shipping label on the carton and also the product itself, better in one picture. Your pictures will help us to speed up solving the problem.

Q: How to prolong the service life of this item?

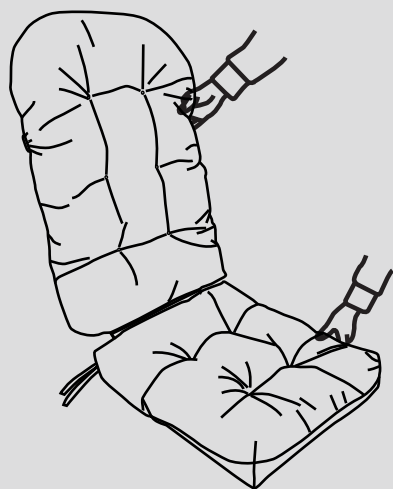
A: When it is stained with dusts, oil or sweat, please wipe with a damp cloth. You'd better use a cover when it is out of use.

If you have any problem with this product or our service, please don't be hasty in writing a negative review or feedback. Welcome to contact us right away, our service team will response within 24 hours, we will try our best to help you. Thank you for giving us a chance to improve the product and our service.

How to get a plump and smooth cushion

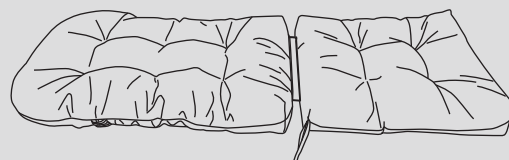
May look thinner and wrinkle since vacuum packed.

—————→ *Please do the following steps before use.*



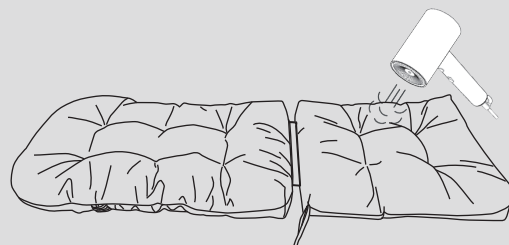
Unroll the cushion

①



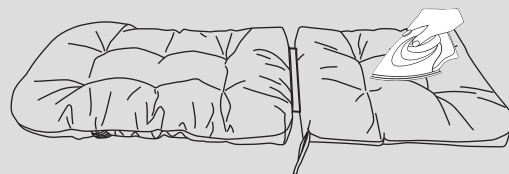
Fully recover in 24-48 hours

②



Use a hairdryer for 15 minutes at a safe distance to accelerate the recovery process.

③




Iron 5 minutes

BEFORE ASSEMBLY NOTICE



1 person




10min assembly

PART LIST (NOT SHOW ACTUAL SIZE)


A

X1



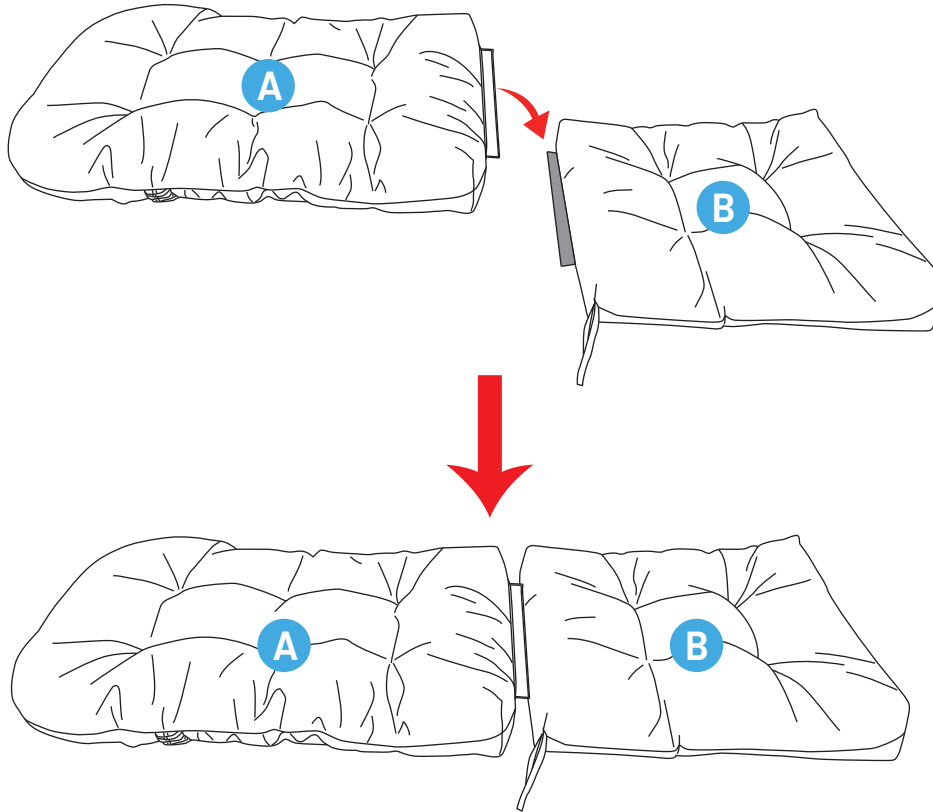
B

X1



ASSEMBLY STEPS (NOT SHOW ACTUAL SIZE)

STEP 1



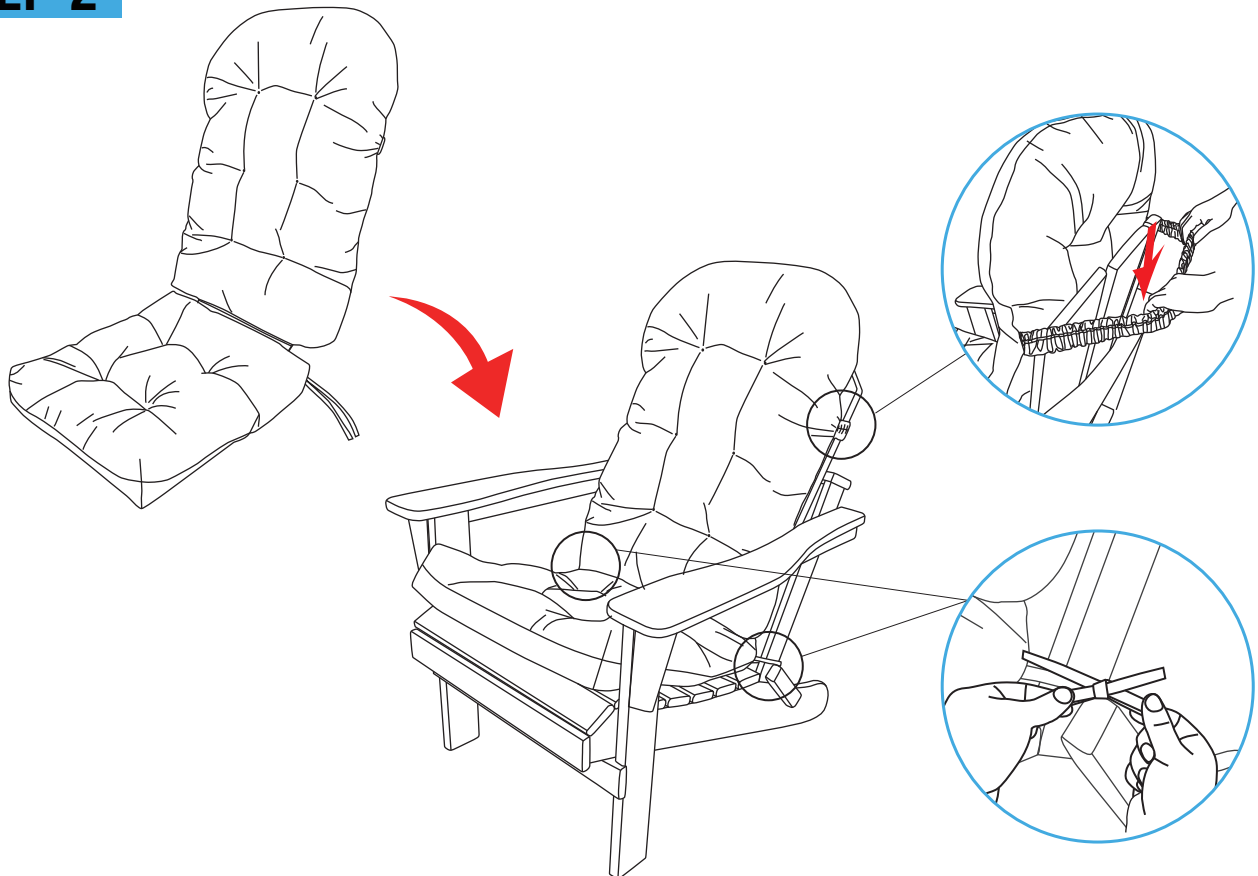
A X1



B X1



STEP 2



CARE & MAINTENANCE

- When cleaning your cushion, use a cleaner that also deodorizes, is safe for your fabric and does not contain any harsh chemicals. Also, be sure to lightly brush or vacuum your cushion prior to cleaning. This will prevent dirt from entering the fabric while you clean.
- Apply cleanser to stains using a strong brush. When cleaning, do not rub or scrub the fabric too harshly. Use a damp sponge or cloth to remove the remaining cleanser after a minute or two.
- After cleansing, be sure your fabric dries thoroughly. To dry your cushion more quickly, leave a window open or run a fan nearby.
- Consider using a cover to protect your cushion if you have animals or small children. This will help you avoid stains.
- Once a week, remove dirt from the fabric by lightly brushing or vacuuming your cushion piece. This will prevent dirt from entering the fabric and assist in preserving its appearance.
- Turn or reverse the cushions on your furniture often so they wear evenly. This will also allow you to notice stains sooner. If you do observe a stain, remember to clean cushion with the weakest solution possible.

PRODUCT WARRANTY INFORMATION

All items can be returned for any reason within 30 days since purchase date and will receive a full refund as long as the item is returned in its original product packaging and all accessories from its original shipment are included. All returned items will receive a full refund back to the original payment method. All returned items will be charged a re-stocking fee, \$10 per piece.

All returns must be shipped back to our warehouse at the customer's expense. If the reason for return is a result of an error by us, then we will provide a prepaid shipping label via email. Boxes for return shipping will not be provided by us, and is the customer's responsibility to either use the original shipping boxes or purchase new Boxes.

Pictures may be required for some returns to ensure an item is not damaged prior to its return. Items returned are not considered undamaged until they are received by us and verified as such.

All damages to items are the customer's responsibility until the item has been received by and acknowledge by us as undamaged.

WARNING

The seller and manufacturer will not be liable for any personal injury, property damage or loss, which result from the incorrect assembly, improper use, inadequate maintenance, or neglect of the product. Whether it's direct, indirect, or incidental.