


INSTRUCTION MANUAL



Attention :

If you encounter any problems during installation or use, pls feel free to contact us on shopping platform. We will provide you with a satisfactory solution within 24 hours.

Dining chair



1 - ITEMS DELIVERED-TECHNICAL DATA




2 - ASSEMBLY



3 - CLEANING AND MAINTENANCE



1 - ITEMS DELIVERED-TECHNICAL DATA



TO RISE



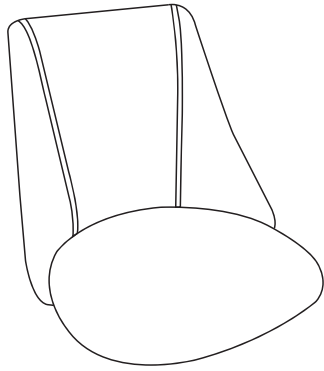
YOURSELF



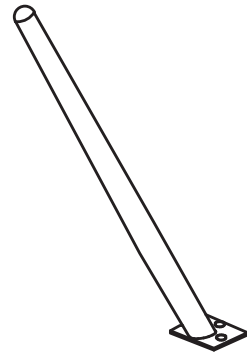
ASSEMBLY



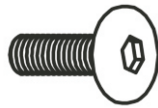
2 - ASSEMBLY



(A)*1

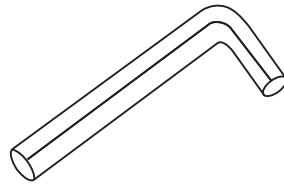


(B)*4




(C)*12

M8X30

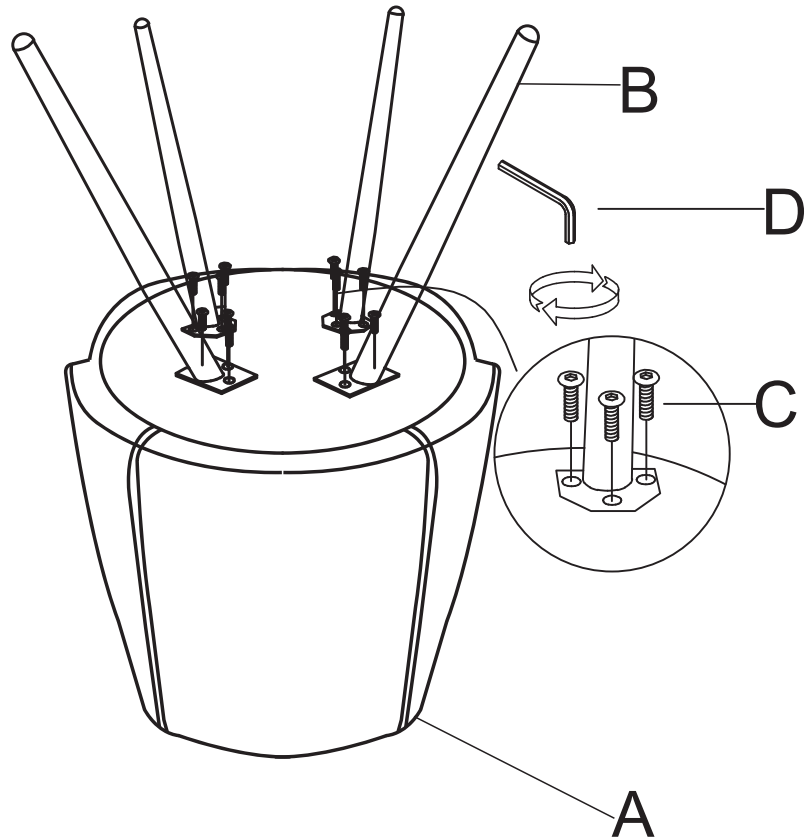


(D)*1



(E)*1

4#



3 - CLEANING AND MAINTENANCE

- Do not use corrosive or abrasive for cleaning products.
- Clean with a soft cloth
- Don't interfere with metal objects in a mechanism, so that they are threatened with serious deterioration.