

# COFFEE TABLE

## Assembly Instruction



ASSEMBLY TIME PER UNIT:

20MINUTES

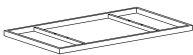
### PARTS IDENTIFICATION

#### B1:TOP MARBLE AND FRAME

1 TOP MARBLE 1PC

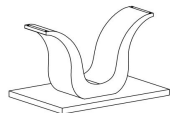


2 FRAME 1PC



#### B2:BASE

3 BASE 1PC



### HARDWARE LIST

NO	SIZE	DIAGRAM	QTY
A	FLAT WASHER		4
B	BOLT M8		4
C	ALLEN WRENCH		1
D	FRAM REST		6

Hardware pack is located in box of 2 of 2

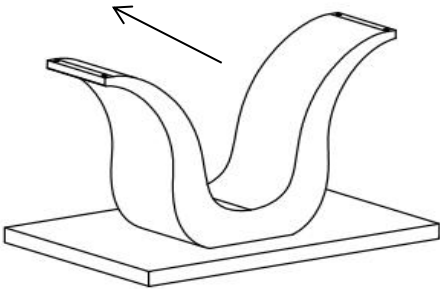
# COFFEE TABLE

# ASSEMBLY INSTRUCTION

STEP : 1

Assemble step1 already

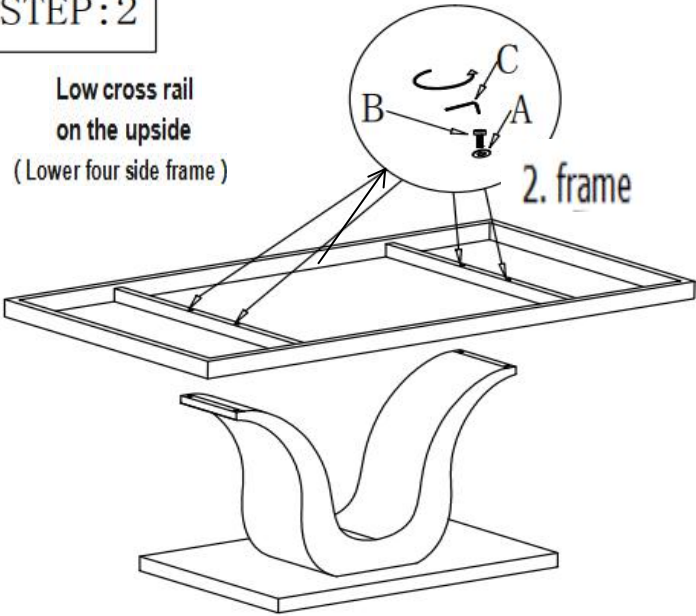
3.Base



STEP : 2

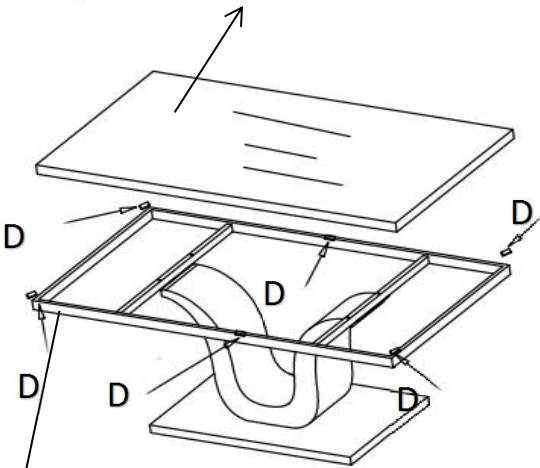
Low cross rail  
on the upside  
( Lower four side frame )

2. frame



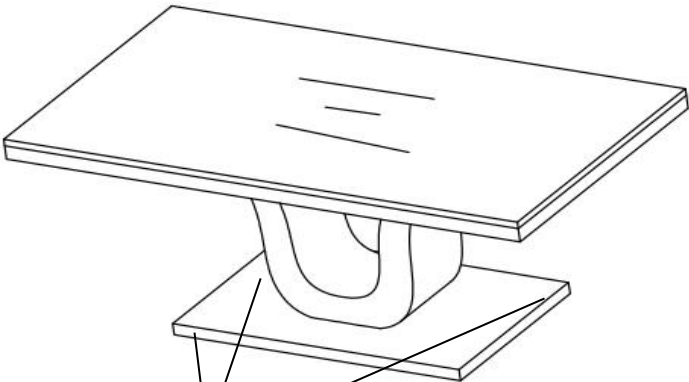
STEP : 3

1.top marble



take off the protection for "D"  
then stick to the frame

STEP : 4



the bottom fixed adjustment feets

