







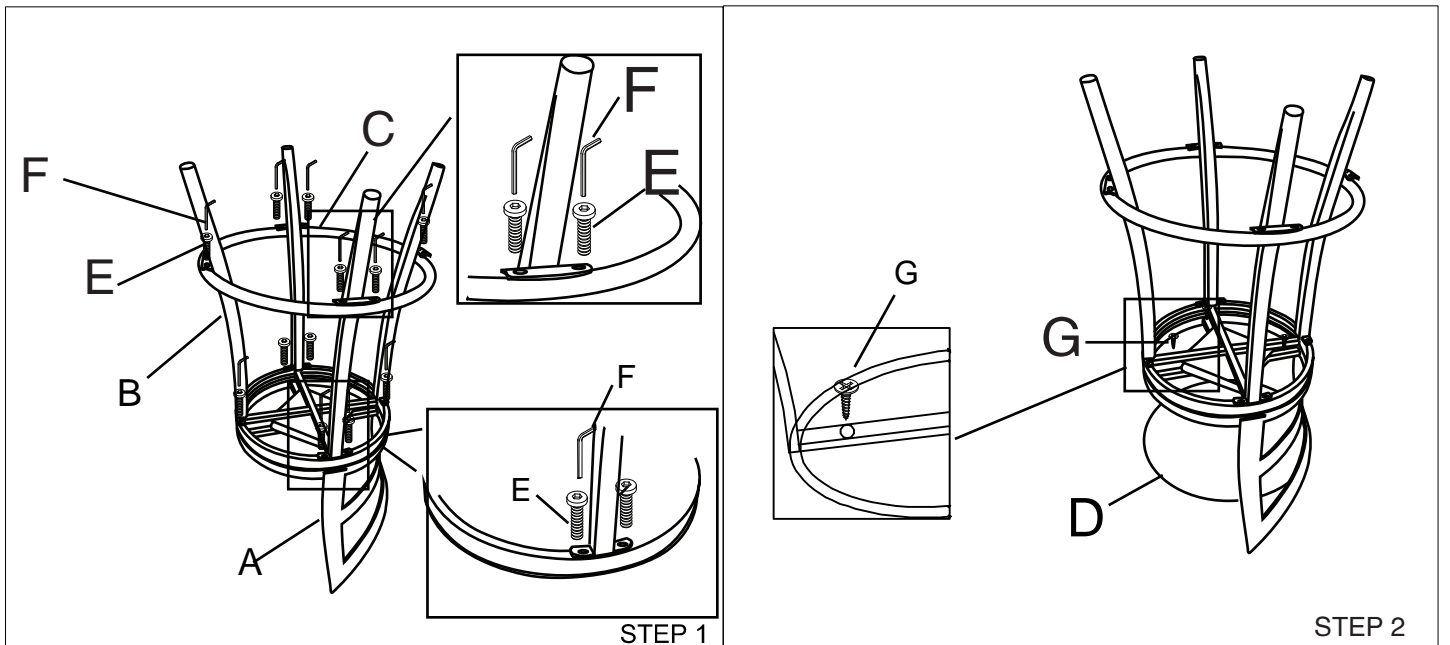


ASSEMBLY INSTRUCTION

DESCRIPTION: SWIVEL COUNTER HEIGHT CHAIR

NO.	PARTS LIST		QTY	NO.	HARDWARE LIST		QTY
A		BACK WITH SEAT	1	E		ALLEN BOLT 1/4*12MM	16
B		LEG	4	F		ALLEN KEY 4MM	1
C		BOTTOM RING	1	G		ALLEN BOLT 4*30MM	4
D		SEAT PANEL	1				



For items use on wooden floor, hard surfaces or carpets, it is recommended to install protective pads under all legs and supports to avoid/prevent from damages/scratches and discoloration
Do not tighten bolts until completely assembled