


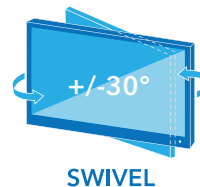

MOUNT-IT!

MI-302

Motorized Fireplace TV Mount With Recessed Base

This premium motorized TV mount goes right above your fireplace and offers comfortable eye-level viewing. Conveniently bring your TV down using the remote control when it is time to watch your favorite show or sports event. Compared to conventional fireplace TV mounts, the recessed base design allows your TV to sit flush to the wall when in the upper position with an extremely low 1.65" profile.

- Compatible with TV sizes between 42" and 80" and up to 110 lbs in weight*
- Smooth, remote controlled gas spring height adjustment of up to 24.8"
- 30° left and right manual swivel as well as a -5°/+10°



Features Video



Installation Video

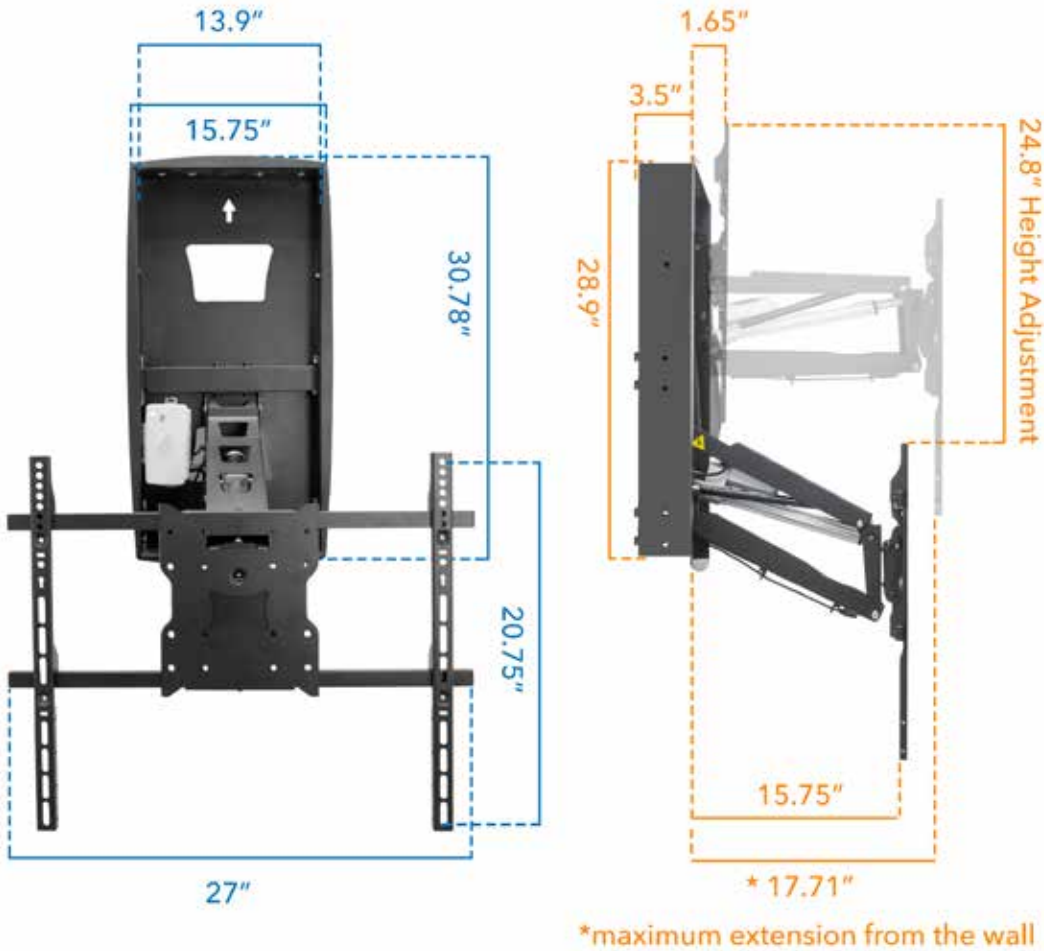


User Manual

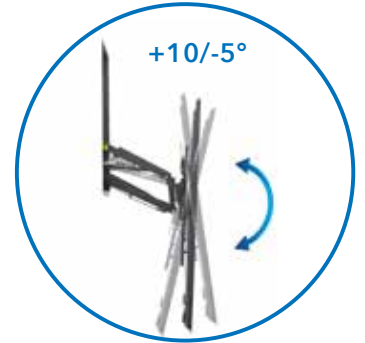
MI-302

Motorized Fireplace TV Mount With Recessed Base

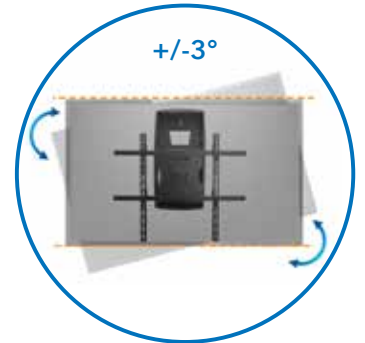
MOUNT-IT!



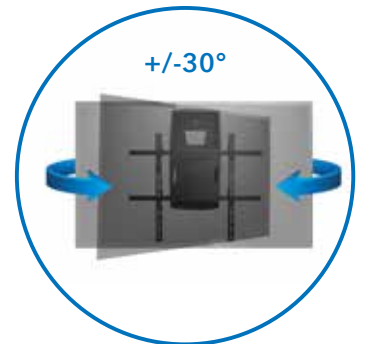
Convenient remote controlled
height adjustment



Tilt Feature



Leveling Feature



Swivel Feature



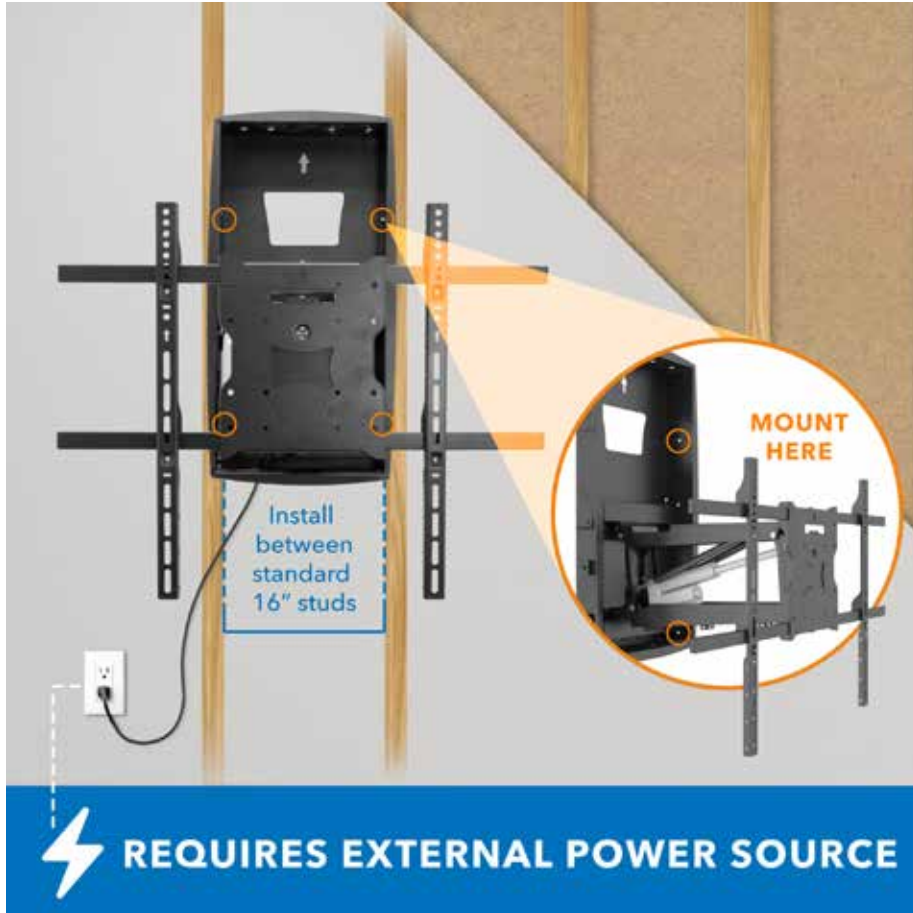
Cable Management

MI-302

Motorized Fireplace TV Mount With Recessed Base

MOUNT-IT!

INSTALLATION SET UP



Installation requirements:

Max. mantle depth: 14.5" for full tilt functionality;
15.75" not tilted

Required stud spacing: 16"

Not suitable to be mounted above primary heat
sources; for decorative fireplaces with max.
100° heat development only

Note: The deeper the mantle the higher the mount
needs to be installed. Ensure you consider TV size,

SCAN QR CODE
FOR MORE HELP



Installation Video

SPECIFICATIONS

Compatible TV sizes:	42" to 80"
VESA:	100x100 to 600x500
Weight Capacity:	110 lbs
Height Adjustment:	24.8"
Swivel:	Up to 30° left and right
Post-Installation Leveling:	+/-3°
Remote Control Type:	RF
Electrical Cord Length:	9
Recessed Box Dimensions:	3.5" x 13.9" x 28.9"
Material:	Steel

* Please note that only TVs with screen size 60" and larger will fully cover the recessed box in the upper position. With TVs smaller than 60" a part of the box can be visible.*