
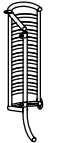




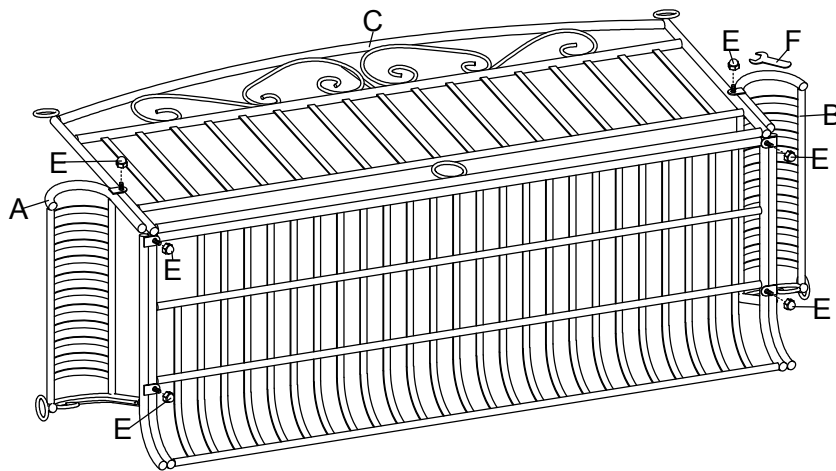


ASSEMBLY INSTRUCTION

				M8*6pcs fixed on the product, please unscrew them when install		
A×1PC	B×1PC	C×1PC	D×2PCS	E×6PCS	F×1PC	

Step 1



Step 3

