


ASSEMBLY INSTRUCTIONS



Be sure to keep spare parts.

**If screws or nails of a product are damaged or lost,
or screws or nails of a subsequent product are
damaged or aged, spare parts can be used to replace them.**

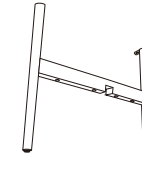
SPARE PARTS



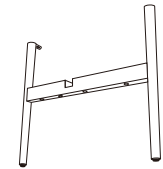
Ax1



Bx1



Cx1



Dx1



**M8x50MM
Ex1**



**M6x25MM
Fx4+1extra**



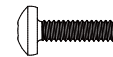
**M6x55MM
Gx4+1extra**



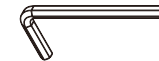
Hx4+1extra



Ix4+1extra



**M6x35MM
Jx4+1extra**



Kx1

1

Cx1



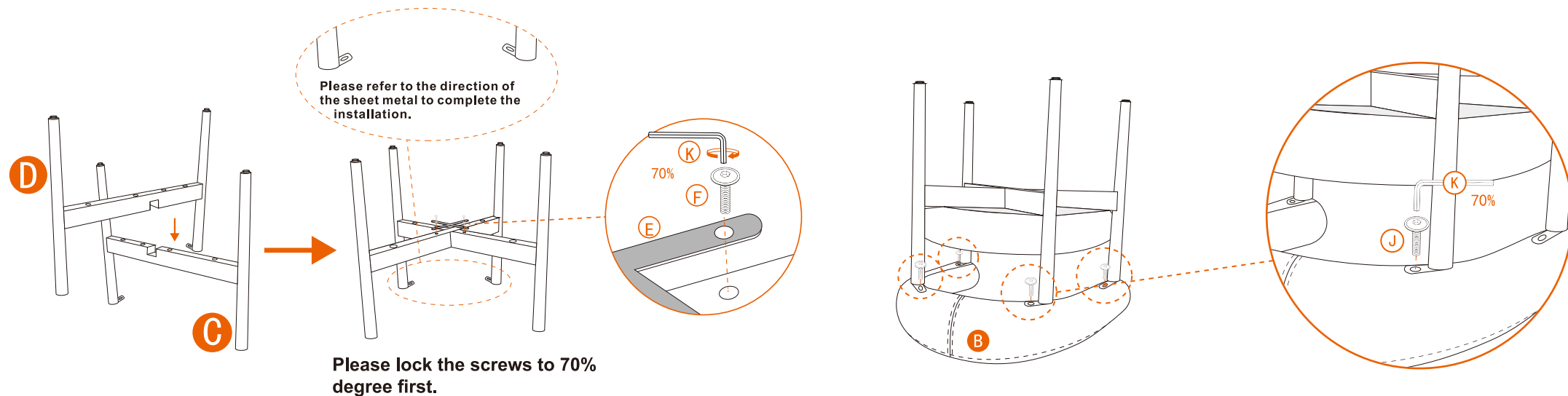
Dx1



Ex1

3

Bx1

**2**

Ax1

4