


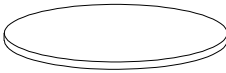
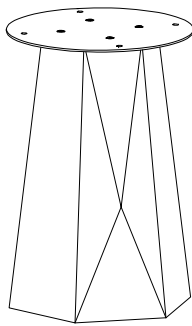


Assembly Instruction For End Table 22" dia x 22"H

Hardware List

No	Description	Figure	Q'TY
1	Allen Wrech M4		1
2	Hexagon Bolt M6x15		4
3	Washer M6x16		4

Parts List

A		1
B		1

