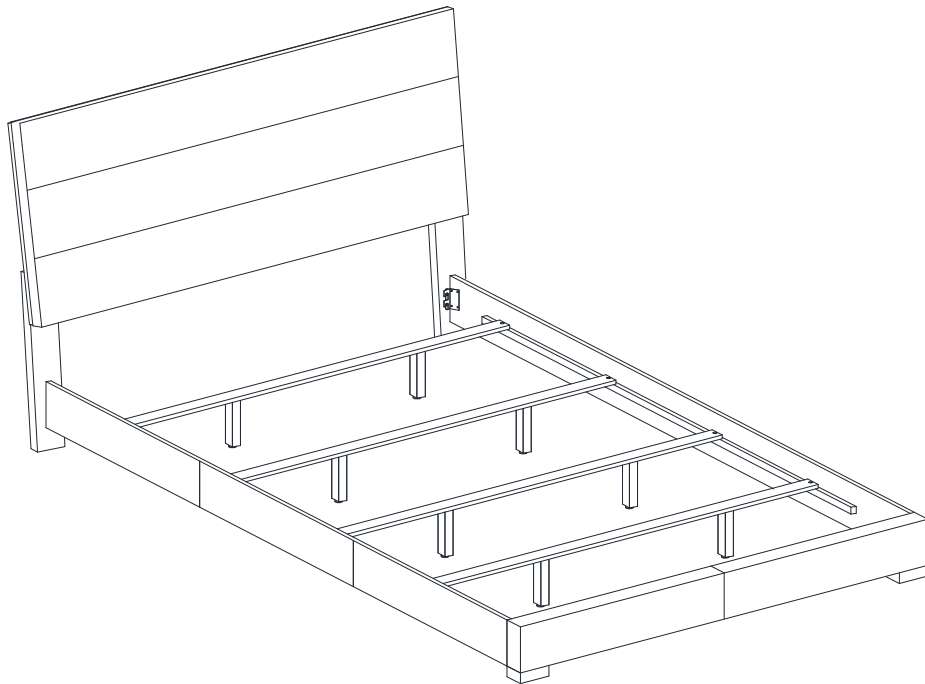


ASSEMBLY INSTRUCTIONS



California King Bed

ASSEMBLY INSTRUCTIONS

ASSEMBLY TIPS:

1. Remove hardware from box and sort by size.
2. Please check to see that all hardware and parts are present prior to start of assembly.
3. Please follow attached instructions in the same sequence as numbered to assure fast & easy assembly.

WARNING!



1. Don't attempt to repair or modify parts that are broken or defective. Please contact the store immediately.
2. This product is for home use only and not intended for commercial establishments.



ASSEMBLY TIME

30 MINUTES

PARTS IDENTIFICATION

B1 (BOX 1)

A HEADBOARD PANEL



1PC

B RIGHT HEADBOARD
LEG



1PC

C LEFT HEADBOARD
LEG



1PC

B2 (BOX 2)

D BED SLAT



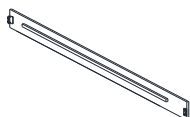
4PCS

E BED SLAT SUPPORT
WITH LEVELER



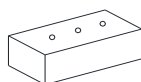
8PCS

F BED RAIL



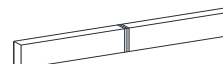
2PCS

G FOOTBOARD LEG



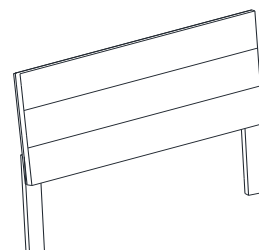
2PCS

H FOOTBOARD PANEL



1PC

HB (B1) FROM
BOX 1
HEADBOARD
COMPLETE



1PC

NOTE:

Phillips head screw driver is required in the assembly process; however, manufacturer does not provide this item.

ASSEMBLY INSTRUCTIONS

ASSEMBLY TIPS:

1. Remove hardware from box and sort by size.
2. Please check to see that all hardware and parts are present prior to start of assembly.
3. Please follow attached instructions in the same sequence as numbered to assure fast & easy assembly.

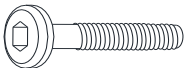



WARNING!

1. Don't attempt to repair or modify parts that are broken or defective. Please contact the store immediately.
2. This product is for home use only and not intended for commercial establishments.



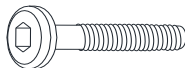
HARDWARE IDENTIFICATION

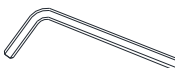

Z-B1 (BOX 1) - HARDWARE PACK IS LOCATED IN (B1)

- | | | | |
|---|--|---|------|
| 1 | BOLT
(M6 x 30mm - BLK) |  | 6PCS |
| 2 | SMALL ALLEN WRENCH
(M4 x 60MM - BLK) |  | 1PC |

- | | | | |
|---|---|---|------|
| 3 | FLAT WASHER
(1/4" X 13mm - BLK) |  | 6PCS |
| 4 | LOCK WASHER
(1/4" - BLK) |  | 6PCS |

Z-B2 (BOX 2) - HARDWARE PACK IS LOCATED IN (B2)

- | | | | |
|---|---|---|------|
| 5 | SHORT FLAT HEAD SCREW
(M4 x 32mm - RBW) |  | 8PCS |
| 6 | LONG FLAT HEAD SCREW
(M4 x 50mm - RBW) |  | 6PCS |
| 7 | BOLT
(M4 x 40mm - BLK) |  | 8PCS |

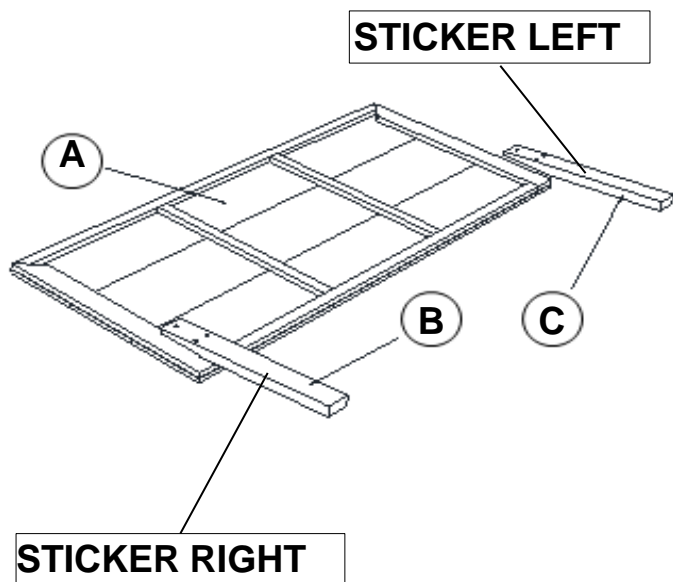
- | | | | |
|---|--|---|-----|
| 8 | SMALL ALLEN WRENCH
(M4 x 60MM - BLK) |  | 1PC |
| 9 | BIG ALLEN WRENCH
(M5 x 65MM - BLK) |  | 1PC |

NOTE:

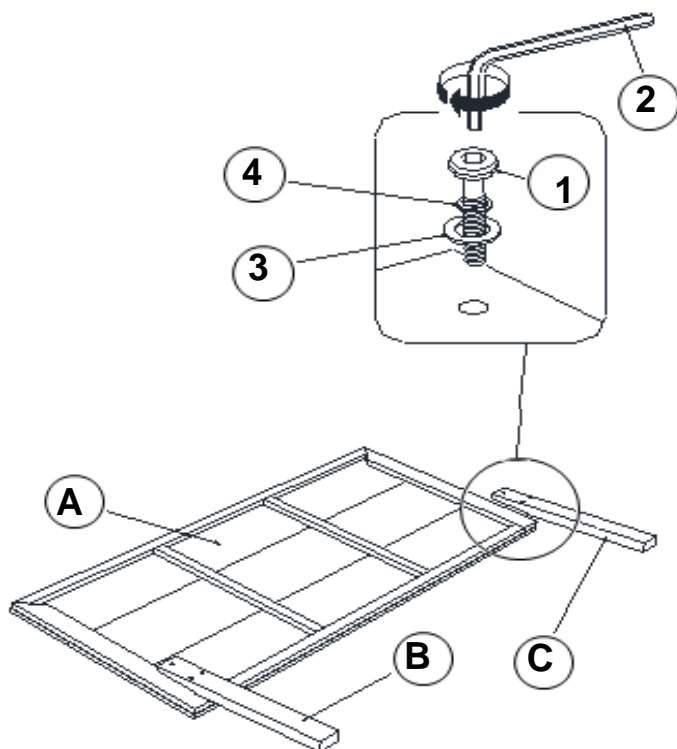
Phillips head screw driver is required in the assembly process; however, manufacturer does not provide this item.

ASSEMBLY INSTRUCTIONS

STEP 1

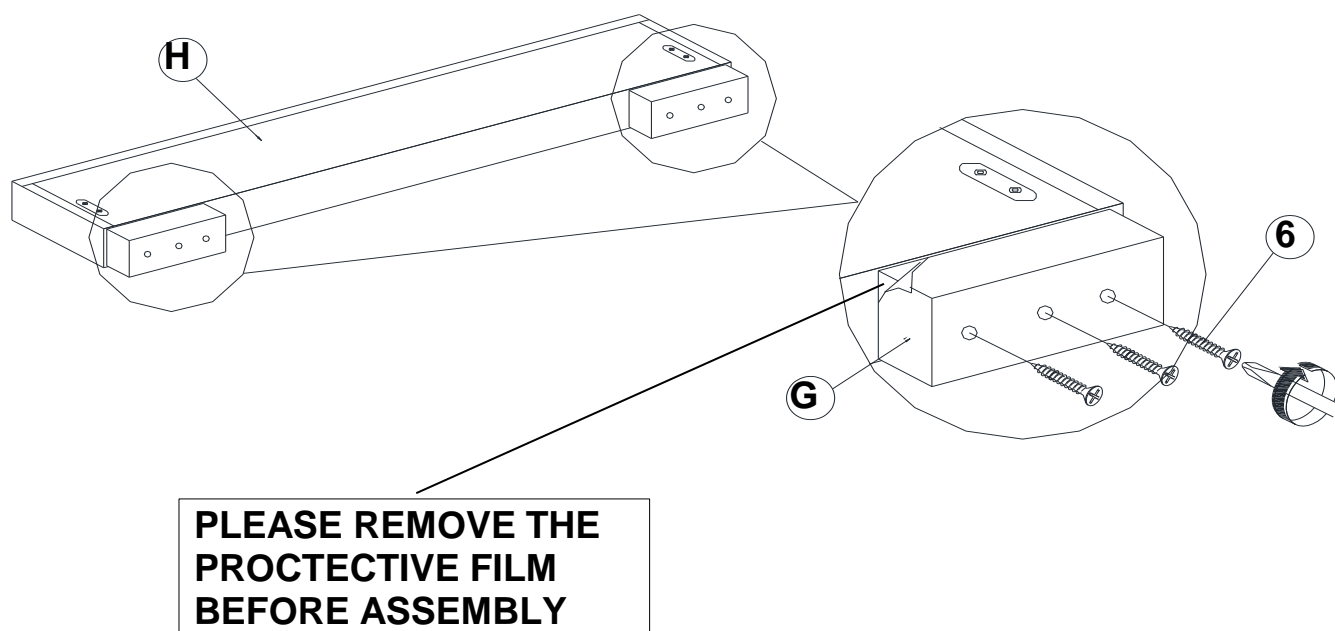


STEP 2

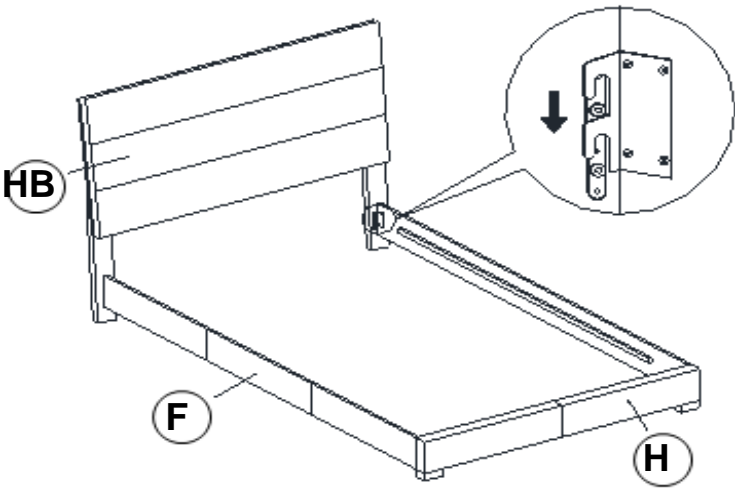


IF PURCHASE HEADBOARD ONLY, SKIP BELOW STEPS

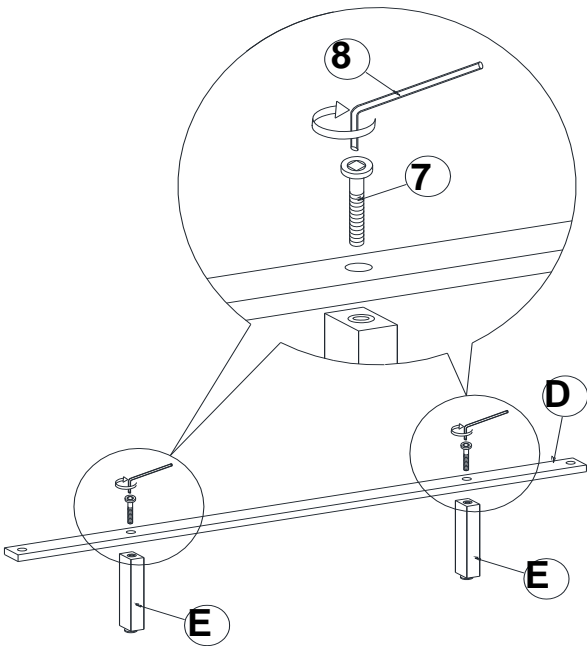
STEP 3



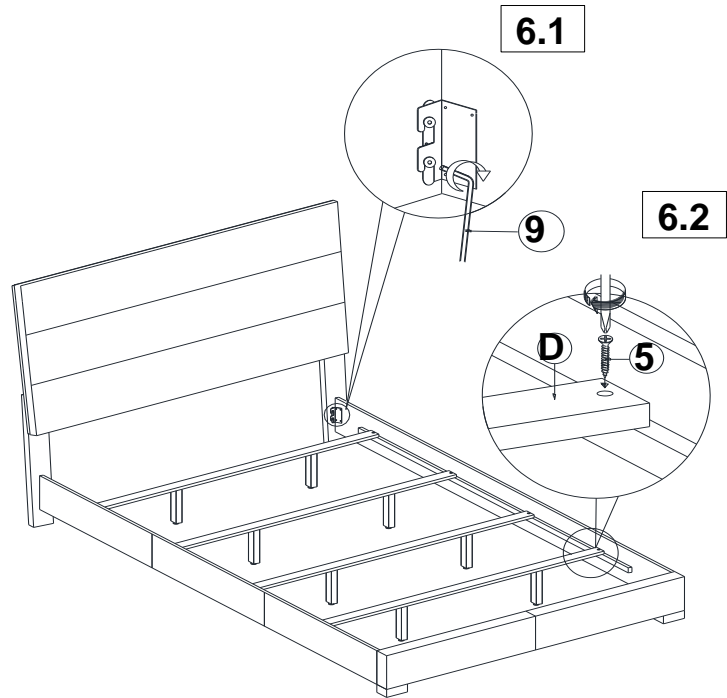
ASSEMBLY INSTRUCTIONS
STEP 4



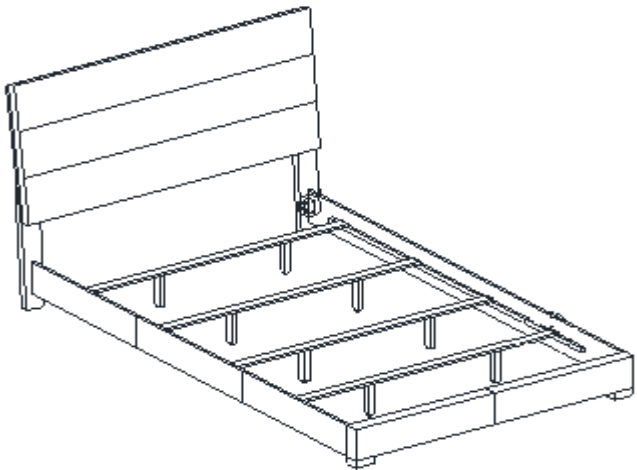
STEP 5



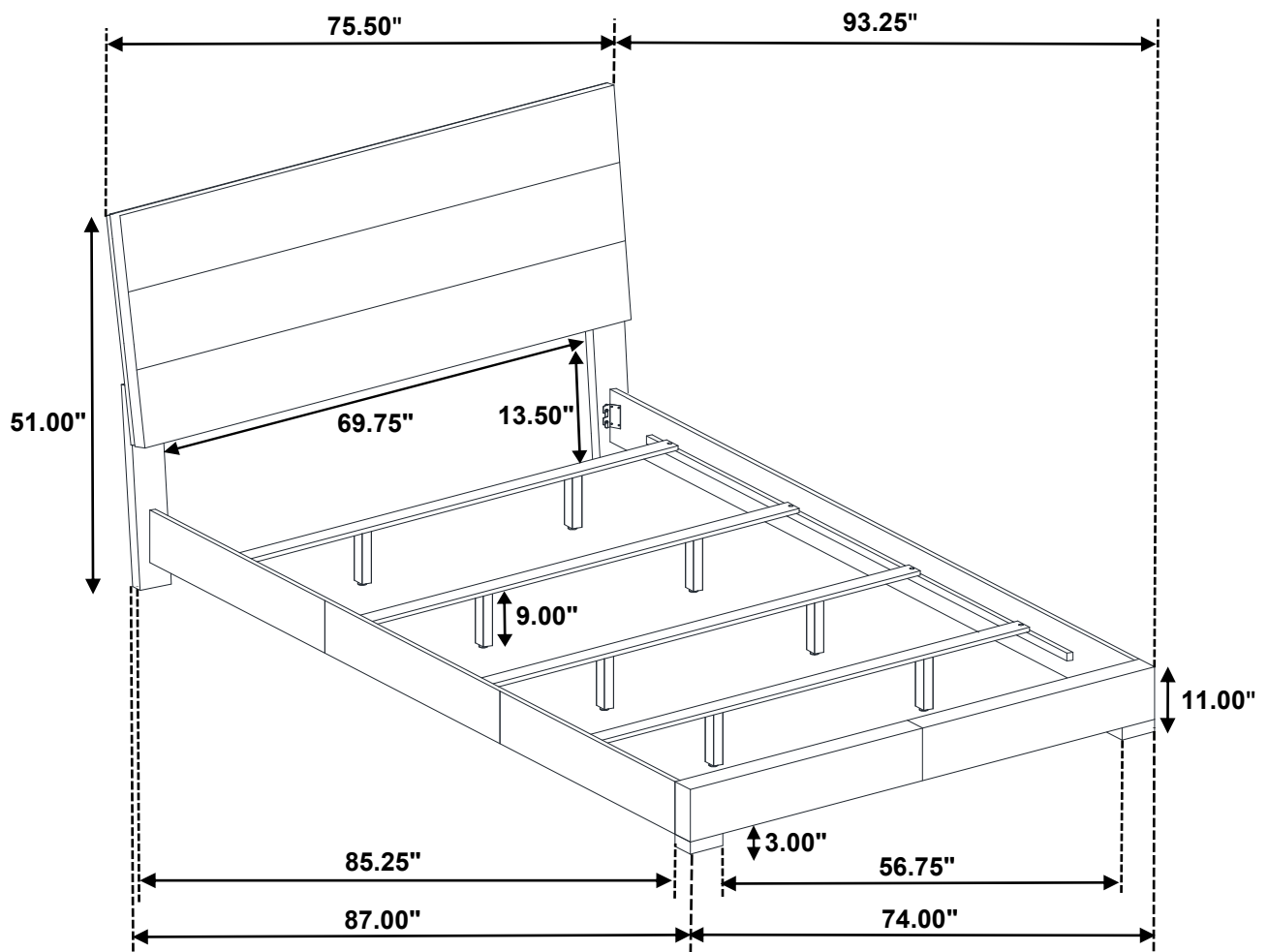
STEP 6



STEP 7
COMPLETE



Inner Size : 72.75"W X 85.25"D



Note : Dimension tolerance $\pm 5\%$