








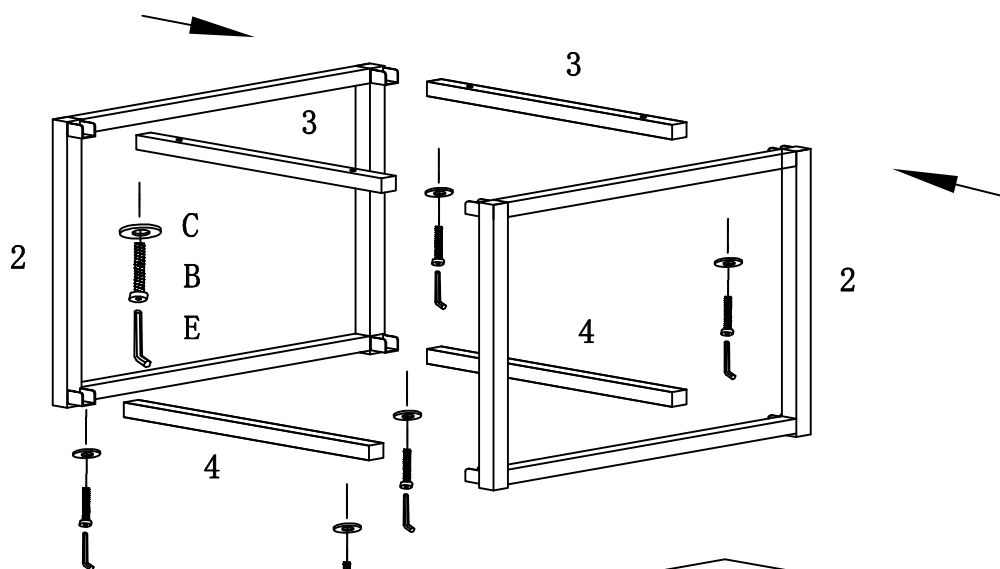


# ASSEMBLY INSTRUCTIONS

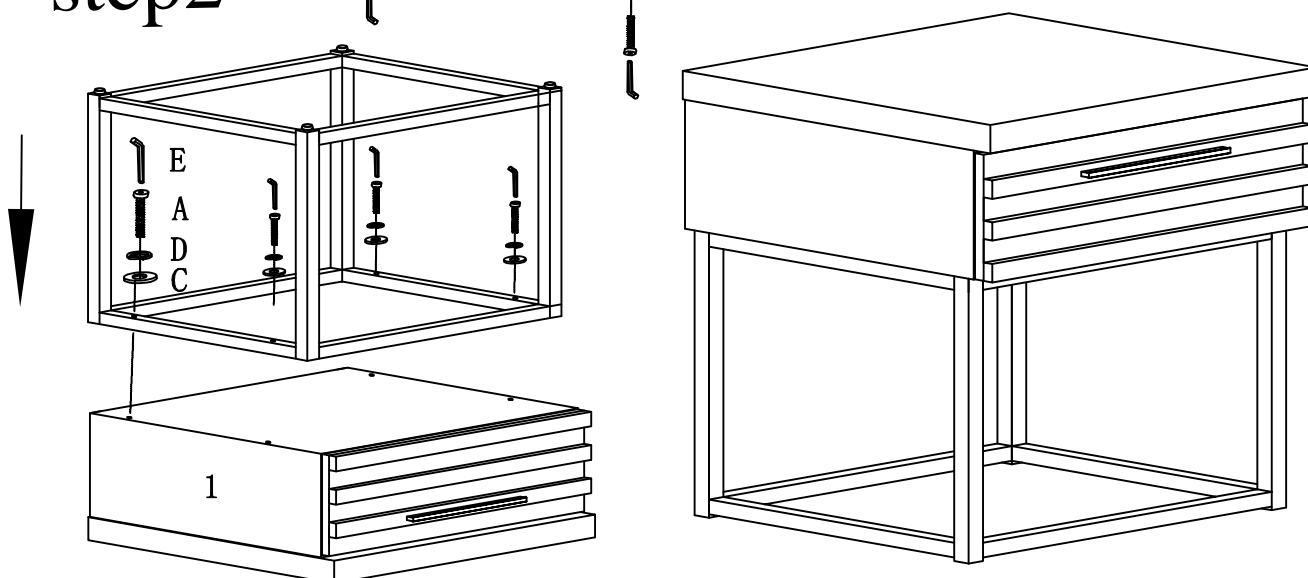
NO	Parts list		QTY
1	table top		1pcs
2	Frame		2pcs
3	Cross bar (UP)		2pcs
4	Cross bar (DOWN)		2pcs

NO	Hardware		QTY
A		Ø 1/4" * 1-1/4" Bolt	4pcs
B		Ø 1/4" * 1/2" Bolt	8pcs
C		Ø 1/4" * 16mm Flat washer	12pcs
D		Ø 1/4" Spring washer	4pcs
E		Ø 1/4" All-Wrench	1pcs

step 1



step 2



Do not tighten screws until completely assembled