

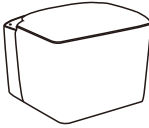
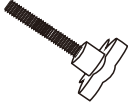


Dining Chair with Casters



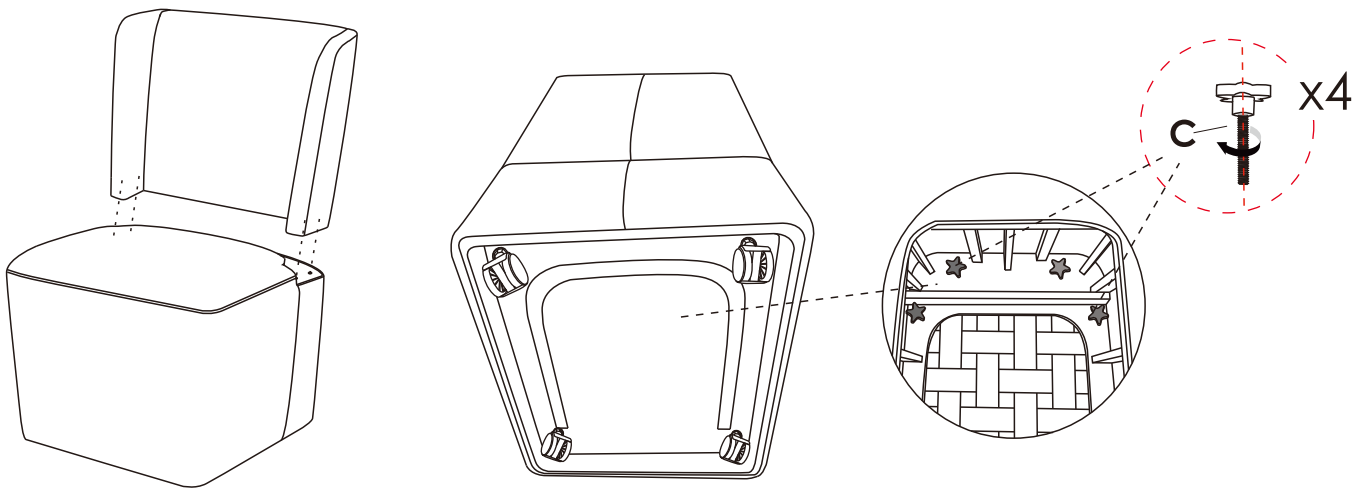
CAUTION

THIS ASSEMBLY MANUAL CONTAINS IMPORTANT SAFETY INFORMATION.
PLEASE READ AND KEEP FOR FUTURE REFERENCE.

Ax1 	Bx1 	Cx4 
---	---	---

- (1). Take out 4 bolts from the bottom pocket at the chair base.

(2). Align the backrest with the base of the chair, insert the bolts through the pre-drilled holes located underneath the base and tighten the bolts securely.



- (1). Ensure all bolts are tightened properly, then carefully turn the chair upright.

(2). Your chair is now fully assembled and ready to use.

