
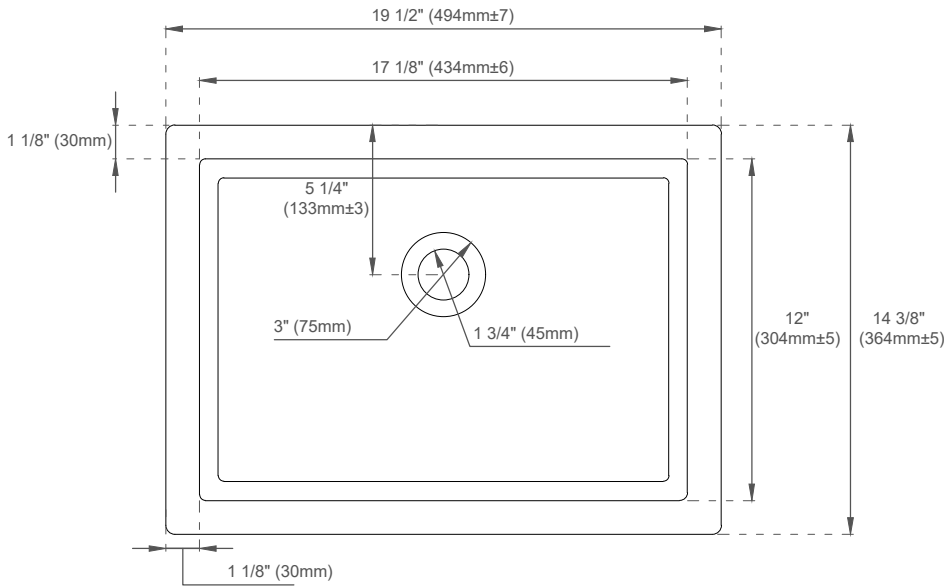
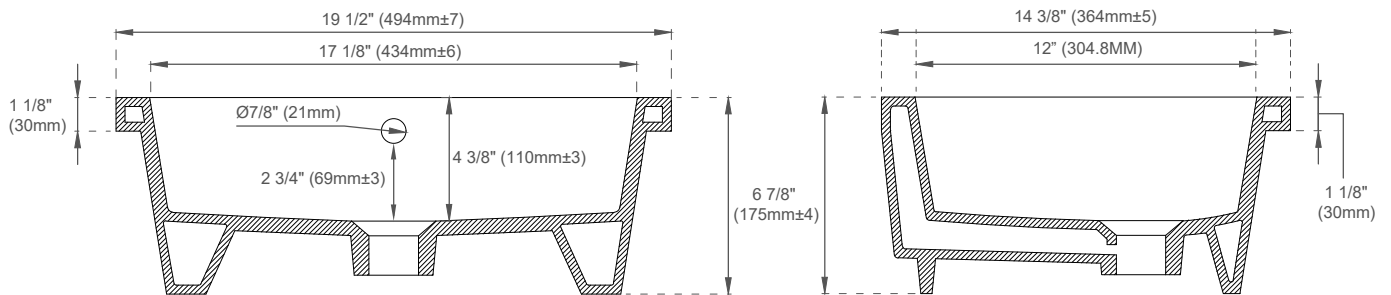


RECTANGULAR PORCELAIN UNDERMOUNT SINK

VANITIES



ASME A112.19.2/CSA B45.1



FEATURES:

- Designed to fit with all James Martin Vanities with a 3cm Silestone quartz top
- Sink Material: Porcelain
- Integrated overflow
- Sink shape: Rectangular with straight sides
- Sink ships in a separate carton from top and vanity
- Sink clips and hardware are not included. All mounting hardware ships with the 3cm quartz tops
- Drain included: NO
- Faucet included: NO
- Overflow cover: NO

EXTERNAL DIMENSIONS:

Length: 19-1/2"
Width: 14-3/8"
Height: 6-7/8"

INTERNAL BASIN DIMENSIONS:

Basin Length: 17-1/8"
Basin Width: 12"
Basin Depth: 4-3/8"
Fits Drain Hole Size: 1-3/4"

All dimensions are nominal