

Duemila 5517

Features

- Double Towel Rail
- Polished Chrome Finish
- Solid Brass Base
- Premium Metal Construction for Durability and Reliability
- Screw Installation or Easy Glue (Self-Adhesive) Installation (No Drilling Required)
- Installation Hardware Included
- Designer Collection
- Italian Design




SKU# | Option:

- Duemila 5517 | Polished Chrome

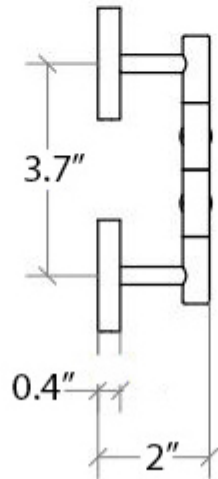
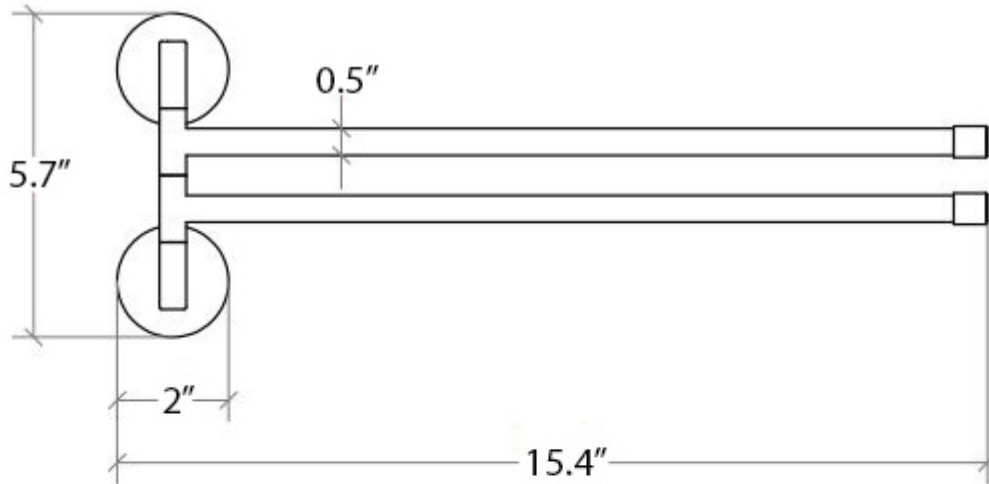
Finishes:



* WS Bath Collections reserves the right to revise dimensions or information on this sheet without notice

Collection Duemila	Model Duemila 5517	Dimensions Metric <i>1 inch = 2.54 cm</i> <i>1 inch = 25.4 mm</i>	 1051 Lea Drive - Collegeville, PA 19426 Tel. 215 513 9400 - Fax 610 831 0215 www.ws bathcollections.com - info@ws bathcollections.com
------------------------------	--------------------------------	--	---

Product Specs Sheets



Collection
Duemila

Model |
Duemila 5517

Dimensions Metric

1 inch = 2.54 cm
1 inch = 25.4 mm

WS[®]
BATH
COLLECTIONS

1051 Lea Drive - Collegeville, PA 19426
Tel. 215 513 9400 - Fax 610 831 0215

www.ws bathcollections.com - info@ws bathcollections.com