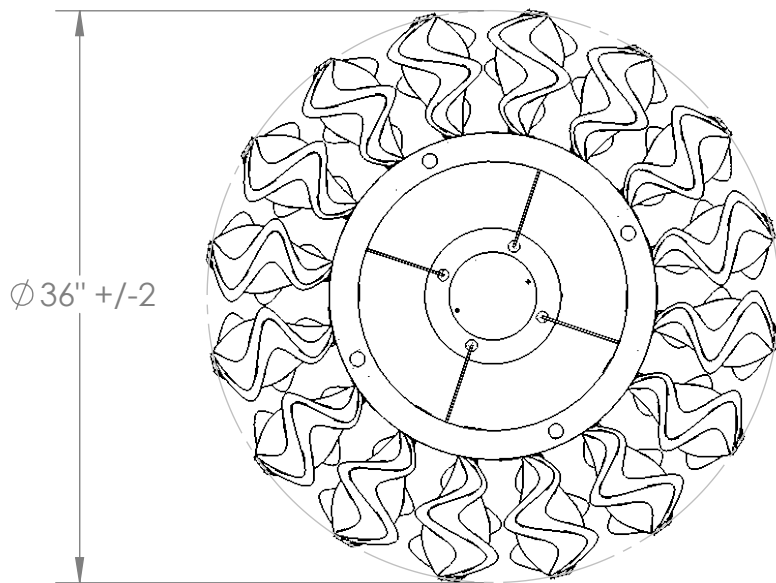

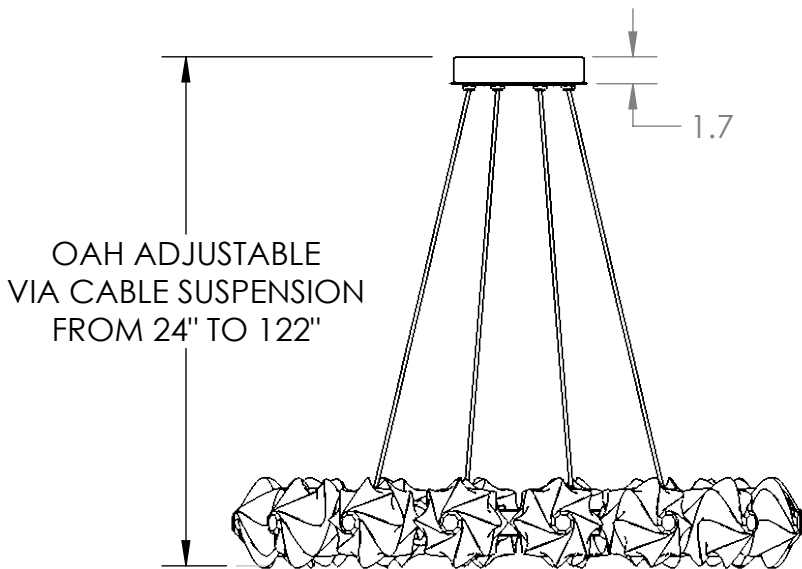


Collection: BLOSSOM

Product #: CHB0059-36

Visit hammertonstudio.com for product options and specifications.

6/7/2019 (B)

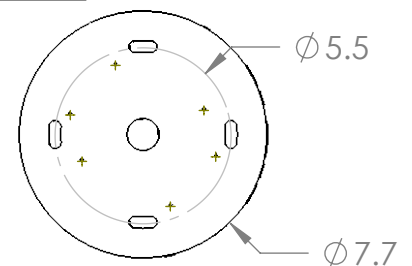
Mounting Packet: Z	Weight(lbs.): 68	Electrical Type: LED	CCT: 2700 K
UL Location: DRY		Elec. Qty: 20	Wattage: 42
Finish: SEE WEB SITE FOR OPTIONS		Source Lumens: Up: 1949	Down: 1360
Top Diffuser: CLOSED METAL		Dimmable: Forward/Reverse Phase To 1%	
Bottom Diffuser: FROSTED ACRYLIC	CRI: 93+	Power Factor: >0.9	

All fixtures created by Hammerton are handcrafted by artisans. Dimensions may vary up to 7/8".

© Copyright 2018. All rights in design, detail or invention of this drawing are reserved as the property of Hammerton. Any imitation or adaptation without written consent is strictly prohibited.

Hammerton Inc. 217 Wright Brothers Dr. Salt Lake City, UT 84116 (801)973-8095

Mounting Detail



MOUNTS TO BUILDING STRUCTURE