


Assembly Instruction



ASSEMBLY TIME PER UNIT:

20MINUTES

PARTS IDENTIFICATION

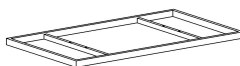
B1:TOP MARBLE AND FRAME

1 TOP MARBLE



1pc

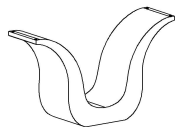
2 FRAME



1PC

B2:BOTTOM

3 LEG



1PC

4 BOTTOM



1PC

HARDWARE LIST

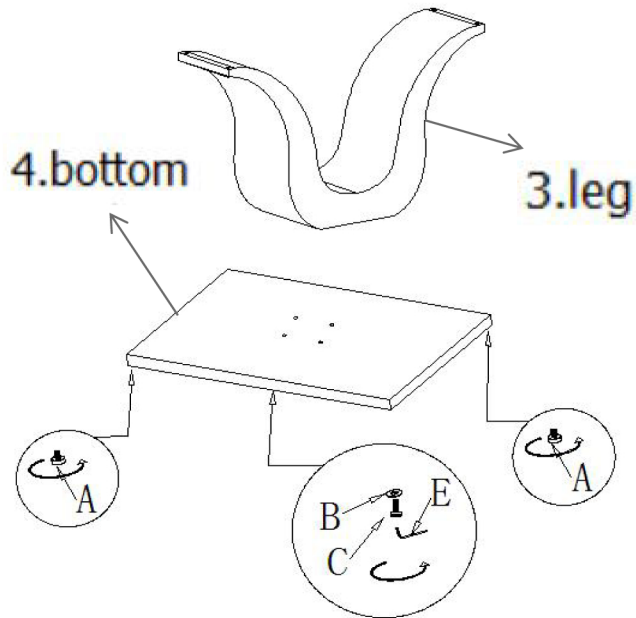
| NO. | SIZE | DIAGRAM | QTY |
|-----|-------|---------|-----|
| A | Ø8X10 | | 4 |
| B | Ø10 | | 8 |
| C | M8X25 | | 4 |
| D | M8X40 | | 4 |
| E | 8MM | | 1 |
| F | | | 6 |

Hardware pack is located in B2

ASSEMBLY INSTRUCTION

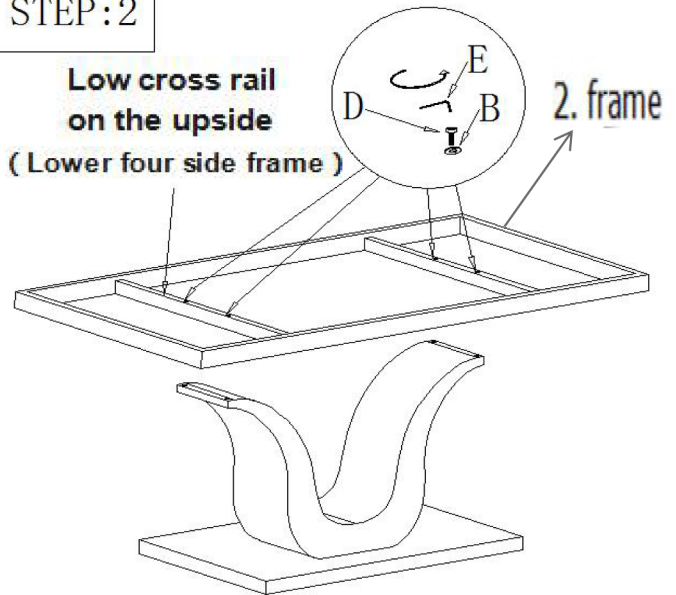
STEP:1

Assemble step1 already



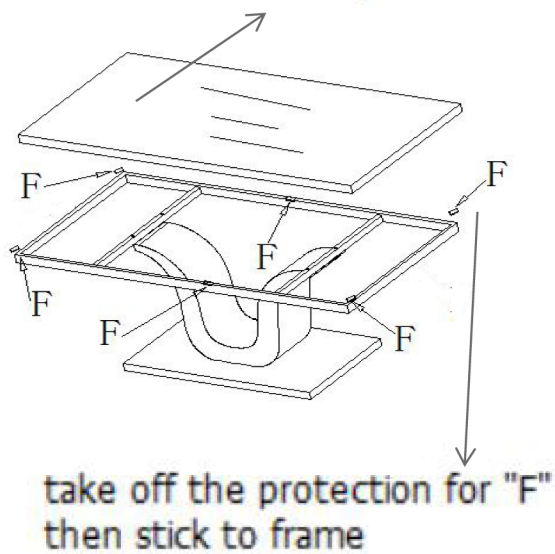
STEP:2

Low cross rail
on the upside
(Lower four side frame)



STEP:3

1.top marble



STEP:4

