





SIDE TABLE

Parts required

A		Flat washer	$\Phi 6 \times 13 \text{DMM}$	8pcs
B		Lock washer	$\Phi 6 \text{MM}$	8pcs
C		Bolt	$\Phi 6 \times 30 \text{MML}$	8pcs
D		Wrench		1pcs

