





Premier Copper Products

PLUMBING PRODUCTS DECORATIVE KITCHEN DRAINS




D-130ORB



STANDARD INSTALLATION

1. SEPARATE TOP AND LOWER MOUNTING RINGS ON DISPOSER UNIT.
2. LOOSEN THE 3 BOLT MOUNTING ASSEMBLY OF THE DISPOSAL UNIT UNTIL IT IS EVEN WITH THE TOP OF THE MOUNTING RING. (REFERENCE DISPOSAL UNIT MANUFACTURER'S INSTALLATION INSTRUCTIONS.)
3. USE FLAT HEAD SCREW DRIVER TO PRY OFF THE SNAP RING.
4. APPLY INSTALLATION SILICONE UNDER THE RIM OF YOUR NEW DISPOSAL FLANGE #2, KEEPING SILICONE AWAY FROM THE TOP OF FLANGE.
WARNING: SILICONE ON TOP OF THE FLANGE CAN CAUSE STAINING OF THE SURFACE.
5. PLACE FLANGE INTO DRAIN HOLE. PUSH FIRMLY TO MAKE SURE DRAIN SEATS EVENLY. WIPE AWAY ANY EXCESS SILICONE.
6. FROM UNDER THE SINK, PUSH THE FIBER GASKET AND METAL BACK UP RING (FLAT SIDE FACING UPWARD) THAT CAME WITH YOUR WASTE DISPOSAL UNIT, UP AND OVER THE SINK DRAIN FLANGE.
7. NEXT, PLACE THE 3 BOLT ASSEMBLY ONTO THE FLANGE SLEEVE UNTIL IT POPS INTO PLACE IN THE GROOVE LOCATED ON THE BOTTOM OF THE FLANGE #2.
8. TIGHTEN THE BOLTS ON THE 3 BOLT MOUNTING ASSEMBLY, UNTIL THE UNIT IS SEATED TIGHTLY AND EVENLY AGAINST THE SINK.



FOR REPLACING AN EXISTING WASTE DISPOSAL FLANGE:

1. POWER SHOULD ALWAYS BE TURNED OFF TO THE WASTE DISPOSAL UNIT FIRST.
2. REMOVE DISPOSER FROM THE 3 BOLT MOUNTING ASSEMBLY
3. REMOVE OLD DRAIN / SLEEVE ASSEMBLY
4. CLEAN AWAY ALL OLD PUTTY FROM THE EXISTING SINK HOLE
5. THEN, FOLLOW STEPS 1-8 FOR INSTALLATION.

CARE & CLEANING INSTRUCTIONS

- * DO NOT USE ALKALINE, ACID BASED DETERGENTS, ABRASIVE POLISHES, SCOURING CLEANSERS, S.O.S. PADS OR SCOTCH BRITE PADS WHEN CLEANING YOUR DECORATIVE LAVATORY DRAINS.
- * DO NOT LEAVE CORROSIVE CHEMICALS OR SOLIDS LAYING IN THE BOTTOM OF THE SINK BASIN, SUCH AS COFFEE GROUNDS, VINEGAR, ETC.
- * AFTER NORMAL USE, ALWAYS WIPE THE EXPOSED SURFACE AREA OF YOUR DRAIN WITH A CLEAN SOFT CLOTH. THIS WILL AID IN LIMITING WATER SPOTS.
- * FOR NORMAL CLEANING, JUST WIPE WITH A DAMP CLOTH AND DRY WITH A SOFT CLOTH.
- * IF YOU DESIRE TO USE A CHEMICAL CLEANER WHEN CLEANING, WINDEX OR A MILD DISH WASHING SOAP CAN BE USED.