



Puretide® Quiet-Close™

Elongated manual bidet toilet seat
K-5724

Features

- Single wand provides ambient-water cleansing.
- Adjust water spray position and pressure using the convenient side handle.
- Self-cleaning wand automatically rinses after each use.
- Manually-operated handle requires no batteries or electrical power.
- Quiet-Close™ elongated seat closes quietly.
- Quick-Release™ functionality allows seat to be removed easily from toilet for convenient cleaning.
- Quick-Attach® hardware for fast and secure installation.
- Grip-Tight bumpers hold seat firmly in place.
- Ergonomically contoured seat for user comfort.

Material

- Plastic construction.

Installation

- Requires connection to toilet water supply line. All hoses and connections are included.
- Fits most elongated toilets.

Included Components

Additional Components:

- Additional nozzle (Qty 3)
- Bidet hose
- Mounting hardware
- T-valve



Codes/Standards



None Applicable

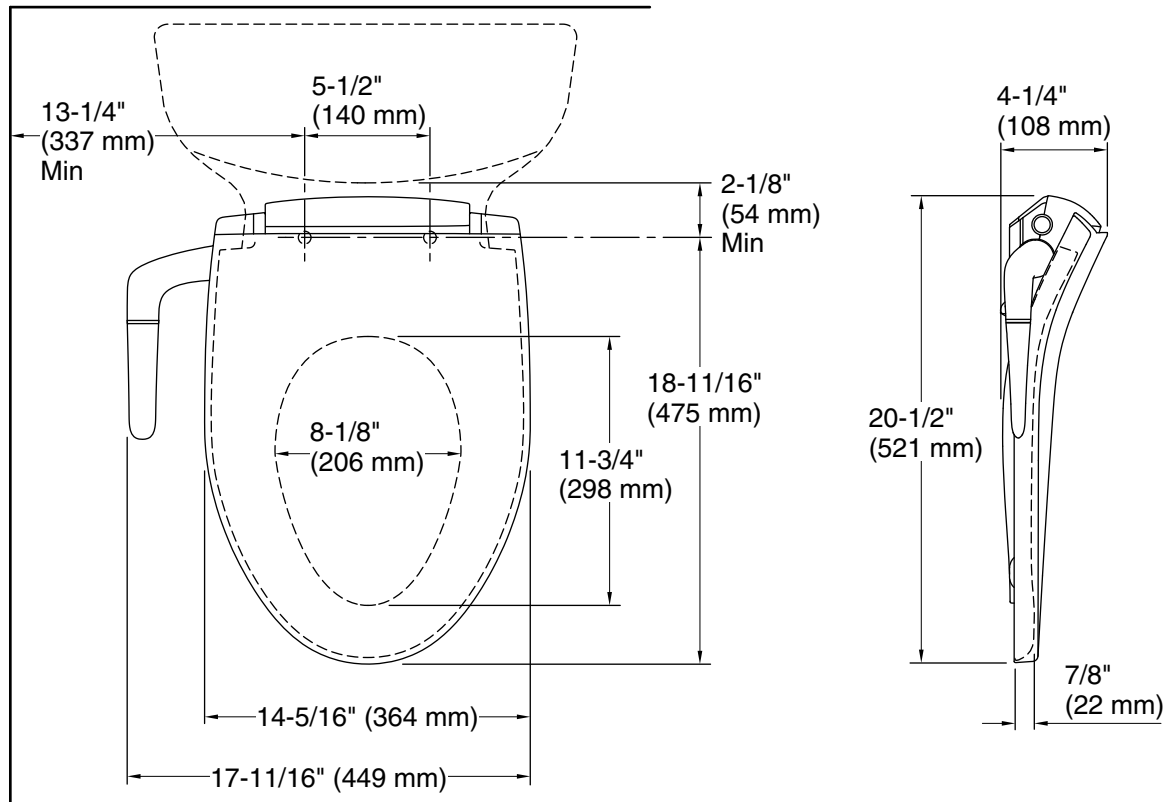
KOHLER® One-Year Limited Warranty

See website for detailed warranty information.

Available Colors/Finishes

Color tiles intended for reference only.

Color	Code	Description
	0	White
	96	Biscuit



Technical Information

All product dimensions are nominal.

Seat shape type: Elongated
 Seat front type: Closed-front
 Seat-mounting holes: 5-1/2" (140 mm)

Notes

Install this product according to the installation guide.

WARNING: Risk of scalding. High water temperature can cause severe burns. Do not connect this device to a water supply with a maximum temperature above 104°F (40°C).

Only connect the seat to a cold water supply of drinking quality water at a pressure of 20 (139 kPa) - 80 psi (551 kPa).

Locate the receptacle at least 6" (152 mm) above the floor, and within a 32" (813 mm) radius measured 2" (51 mm) from the bowl ledge.