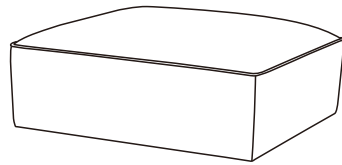


## Components



A. Ottoman body  
1x



B. Leg  
4x



C. washer  
4x

## Assembly Step

1

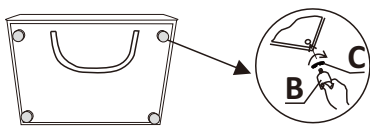
A



Take out legs and washers from the pack at the ottoman bottom.


2

A



Align the leg (B) with the pre-drilled hole. Insert the washers (C) between the leg and the sofa base, then screw the leg (B) securely into place.

3



Assembly completed.