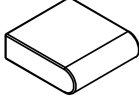


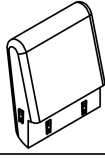


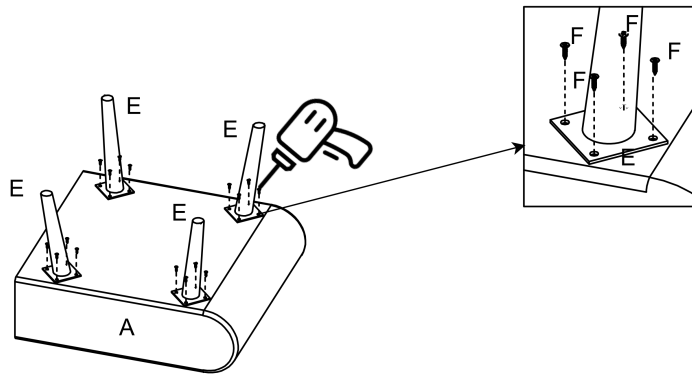


Assembly Instruction

NO	A	B	C	D	E	F
DESC	Seat	Left Armrest	Right Armrest	Backrest	Leg	Screws
PHOTO						
QTY	1 PC x2	1 PC x2	1 PC x2	1 PC x2	4 PCS x2	16 PCS x2

Step1



Recommended to use the electric drill to tighten the screws.

Step2

