

SWASH SELECT DR802

LUXURY BIDET SEAT

brondell[®]
a healthy home experience



DR802-EW / DR802-RW

Elongated White / Round White

Swash DR802 is the best way to get a superior level of comfort and clean with a complete feature set for an advanced bidet seat experience. Comes with all parts for a standard installation, including a $\frac{7}{8}$ " metal T-valve and metal braided bidet hose.

TECHNICAL SPECIFICATIONS

Model/SKU	DR802-EW, DR802-RW
Power Voltage	120V / 60Hz
Power Consumption	870W
Supply Water Pressure	9.95 psi – 106.7 psi
Dimensions	Elongated: 15.9 in x 20.7 in x 5.7 in / Round: 15.9 in x 19.5 in x 5.7 in
Weight	Elongated: 12.12 lbs / Round: 11.68 lbs
Power Cord Length	3.9 ft
Operating Temperature	37.4°F – 104°F
Mesh Filter	0.51 in x 0.44 in diameter
Seat Weight Limit	330 lbs
Lid Weight Limit	160 lbs

1 YEAR STANDARD WARRANTY

brondell.com | 888.542.3355



DR802-EW, DR802-RW | Page 1

SWASH SELECT DR802

LUXURY BIDET SEAT

brondell[®]
a healthy home experience

HEATED SEAT SPECIFICATIONS

Seat Temperature Control	4 levels: Off – room temperature, Low – 93.2°F, Medium – 100.4°F, High – 107.6°F
Heater Power Consumption	55W
Safety Devices	Thermostat, Thermal Fuse, Thermal Sensor, Seat Occupied Sensor

WARM WATER WASHING DEVICE

Rear Wash	Maximum 0.8 L/min., automatic nozzle self-cleaning
Front Wash	Maximum 0.8 L/min., automatic nozzle self-cleaning
Strong Wash	Maximum 0.6 L/min., automatic nozzle self-cleaning
Standard Time	Rear Wash: 2 minutes / Front Wash: 2 minutes / Strong Wash: 2 minutes
Water Pressure Control	5 levels
Water Temperature Control	4 levels: Off – incoming water temp., Low – 91.4°F, Medium – 96.8°F, High – 102.2°F
Heater Power Consumption	800W
Safety Devices	Thermal Fuse, Thermostat, Water Level Sensor, Thermal Sensor, Bi-metal

HYGIENE

- Rear, Front, and Strong wash
- Stainless-steel nozzle
- Positionable nozzle
- Adjustable water pressure
- Adjustable water temperature
- Nozzle oscillation

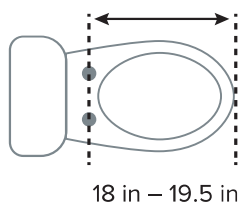
COMFORT

- Gentle Wash function
- Ergonomic heated seat with adjustable temperature
- Massage and pulse
- Warm air dryer
- Automatic carbon deodorizer
- Continuous heated water

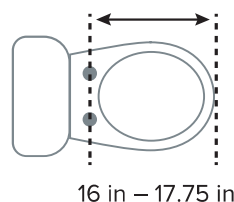
CONVENIENCE

- Illuminating nightlight
- Dual Eco Mode for energy savings
- Wireless remote control with dock
- Gentle-closing seat and lid
- Quick release seat

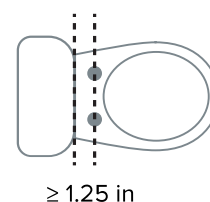
ELONGATED SEAT
FIT REQUIREMENTS



ROUND SEAT
FIT REQUIREMENTS



MINIMUM BOLT
HOLE DISTANCE



1 YEAR STANDARD WARRANTY