


# ASSEMBLY INSTRUCTIONS

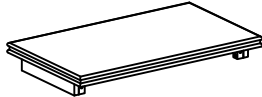
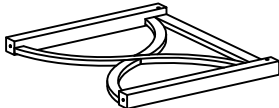


## eHemco 14x24x25 Side table / Rectangle

### PRODUCT NO: 7389 (CFV2695C)



**ASSEMBLY ON A FLAT, PROTECTED SURFACE.**



#### **PARTS LIST:**

No.	DESCRIPTION	FIGURE	QTY
<b>A</b>	TOP FRAME		1
<b>B</b>	SIDE FRAME		2
<b>C</b>	BOTTOM		1
<b>D</b>	LEG		4

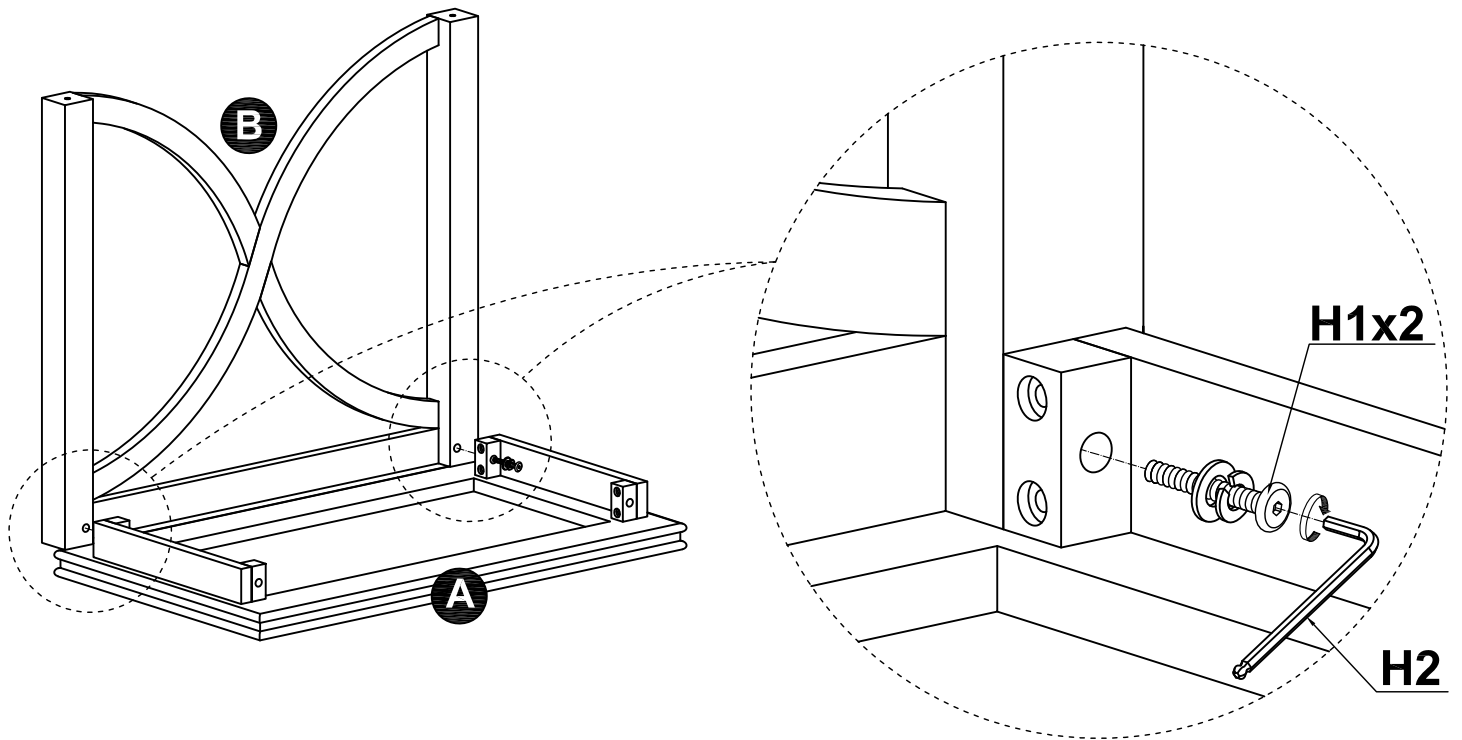
#### **HARDWARE LIST**

No.	DESCRIPTION	FIGURE	QTY
<b>H1</b>	BOLT(1/4" x 35mm) & SPRING WASHER, FLAT WASHER (1/4")		4
<b>H2</b>	ALLEN KEY 4mm		1

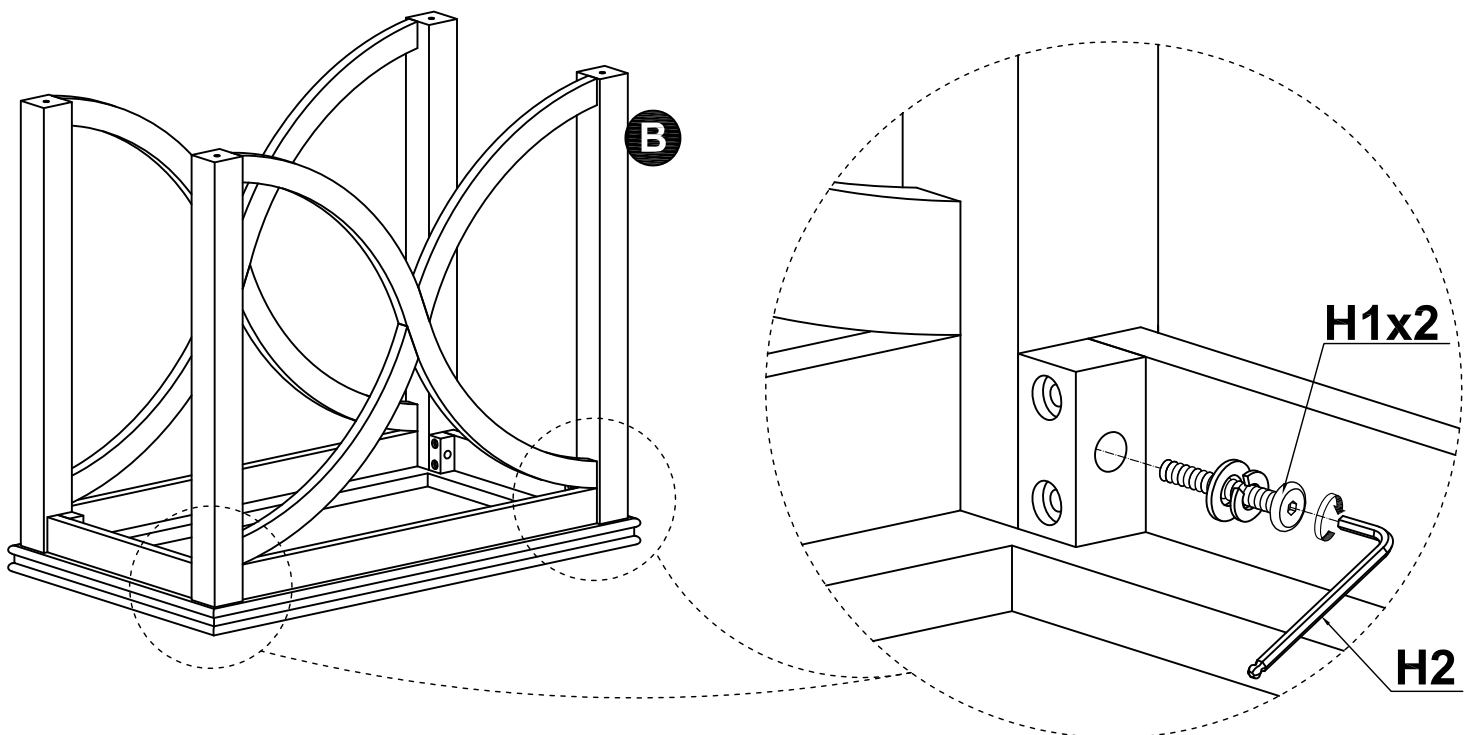
# ASSEMBLY INSTRUCTIONS

PRODUCT NO: 7389 (CFV2695C)

## STEP 1:



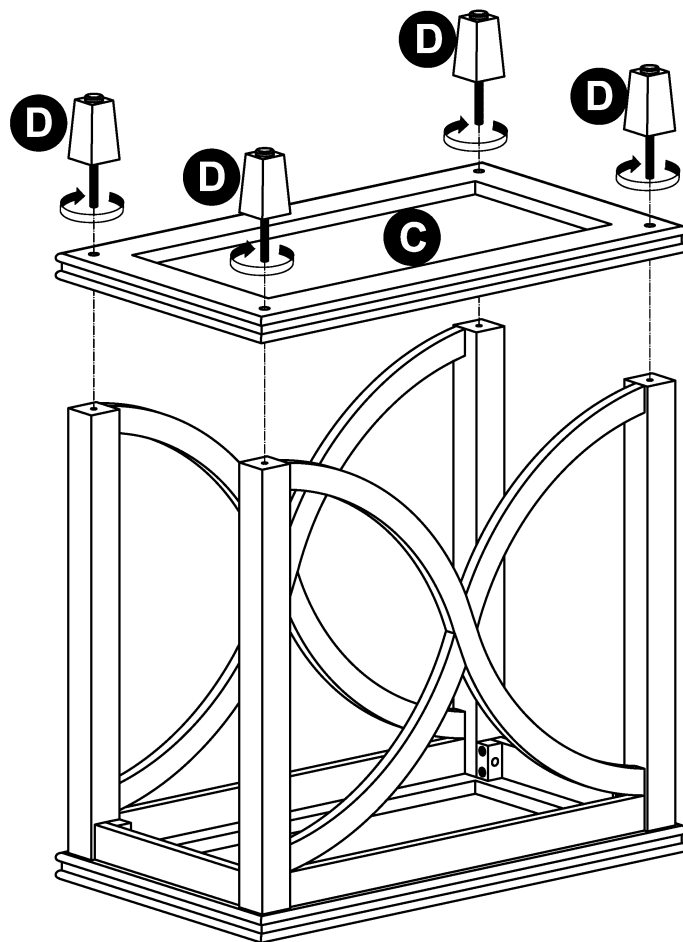
## STEP 2:




# ASSEMBLY INSTRUCTIONS

PRODUCT NO: 7389 (CFV2695C)

## **STEP 3:**



## **STEP 4:**



## **IMPORTANT NOTE:**

- PLACE ALL WOODEN PARTS ON A CLEAN AND SMOOTH SURFACE TO AVOID SCRATCHING.
- KINDLY FOLLOW THE ASSEMBLY INSTRUCTION STEP BY STEP.
- WE RECOMMEND THAT YOU PERIODICALLY TIGHTEN ALL BOLTS/SCREWS. PLEASE MAKE SURE ALL BOLTS/ SCREWS ARE PLACED IN THEIR PROPER POSITION AND ARE TIGHTENED SECURELY TO ENSURE YOUR SAFETY.
- WEIGHT RESTRICTION: TOP 40 LBS, BOTTOM 40 LBS.
- DO NOT SIT, STAND OR CLIMB ON THE SIDE TABLE
- NOT FOR COMMERCIAL USE.

\* In case you need any extra parts, please feel free to contact us directly instead of returning your order, we will be more than happy to help you within a business day.

CHICAGO STOOL & CHAIR INC.

1230 St. Charles Street, Elgin, IL 60120, USA

Tel # 847-2899955

Fax # 847-2899911

Email: [service@ehemco.com](mailto:service@ehemco.com)

[www.eHemco.com](http://www.eHemco.com)

**VERSION : NOV 4,2024**